



CRISIL SME Reports

Database Guide

Learning Centre
Indian Institute of Management Indore





सिद्धिमूलं प्रबन्धनम्
भा. प्र. सं. इन्दौर
IIM INDORE

Introduction

CRISIL

An S&P Global Company

- Crisil research provides data on 71 industries like automobiles, chemicals, textiles, metals, food and beverages, etc.
- Micro, small and medium enterprises (SMEs) lending of over Rs 15 trillion, accounted for around 22% of corporate lending in India as of fiscal 2018.
- The segment continues to offer attractive business opportunities for financiers, especially with the Goods and Services Tax (GST) regime in place.
- The challenge lies in spotting the sectors and clusters that are likely to offer the desired risk-adjusted returns. And that entails tracking the performance and riskiness of sectors and clusters on a timely basis.



सिद्धिमूलं प्रबन्धनम्
भा. प्र. सं. इन्दौर
IIM INDORE

Registration

CRISIL

An S&P Global Company

Q Search across industries, companies and more

Research

Login

- ₹
Economy
- 🏭
Industry
- 🏢
Company
- 📈
Markets
- 📺
IRS

Welcome to CRISIL Research ✕

✉ E-mail

🔒 Password

Did you forget your password?

Login

Or

Register

Creating an account with CRISIL Research Terms of Service and Privacy Policy

Demand pressure exacerbate for automotive component players in fiscal 2021

Auto component revenue to fall further in fiscal 2021. Operating margins to contract further on year. Some relief for auto-component players with an expected pickup in automobile demand in fiscal 2022....

Read more >

Tractors

Tractor sales expected to be resilient in fiscal 2021

Auto

Dem automotive component players in fiscal 2021

Telecom Services

Tariff hikes a step in the right direction for the industry, but AGR rel

Registration



सिद्धिमूलं प्रबन्धनम्
भा. प्र. सं. इन्दौर
IIM INDORE

- After clicking on the register tab → enter all essentials fields (your First & Last name, Department + Title/Designation, Official Email Id, City & Contact No)
- Copy/Paste the license key “CRRW/YCF/SDRT43668EB4CE” in the License key Box, without leaving any blank spaces.
- Post successful registration, your password will be emailed on it. Please register using your official email id only.
- On successful registration, a new password will be emailed on the email id, which you have used during the registration process.
- Your email id will be your username.
- To change the password, login to our website & click on "Change Password" link on the top side of the website



सिद्धिमूलं प्रबन्धनम्
भा. प्र. सं. इन्दौर
IIM INDORE

Home Page

CRISIL

An S&P Global Company

Search across industries, companies and more

Research

Gauri Bhagwat

- ₹ Economy
- Industry
- Company
- Markets
- IRS



Tractor sales expected to be resilient in fiscal 2021

CRISIL Research expects domestic tractor demand to be resilient in fiscal 2021 and pick up in fiscal 2022 after a fall in fiscal 2020. However, exports are expected to fall for second consecutive year in fiscal 2021 after contracting in fiscal 2020 d...

[Read more >](#)



Tractors

Tractor sales expected to be resilient in fiscal 2021

Automotive Components

Demand pressure exacerbate for automotive component players in fiscal 2021

Ports

Port traffic growth to be in troubled waters in fiscal 2021

Telecom Services

Tariff hikes a step in the right direction for the industry, but AGR rel...





सिद्धिमूलं प्रबन्धनम्
भा. प्र. सं. इन्दौर
IIM INDORE

Special Report: SME Report

- It provides outlook and information on business and financial prospects across various sectors and clusters

CRISIL
An S&P Global Company

Search across industries, companies and more

Research

Gauri Bhagwat

₹
Economy

Home Outlook Data and Statistics Event based analysis Interactive tools Revenue cut-wise financials

SME Report / SME Report 2019

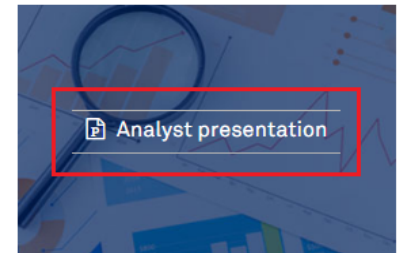
SME Report 2019

Sep 30, 2019

Assessing opportunities

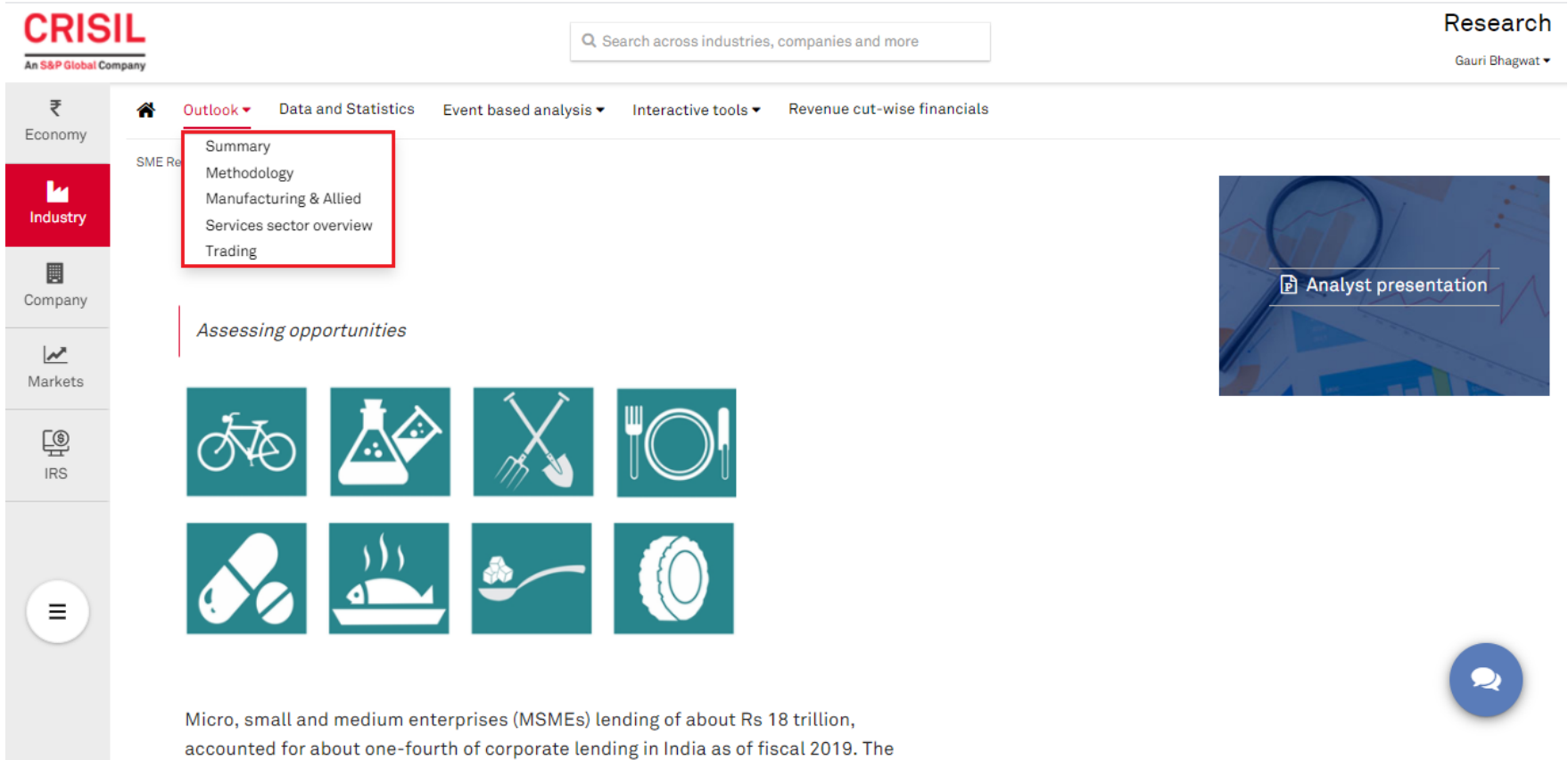


Micro, small and medium enterprises (MSMEs) lending of about Rs 18 trillion, accounted for about one-fourth of corporate lending in India as of fiscal 2019.



SME Report – Outlook

- Outlook provides various information such as Summary Methodology, Trading, etc



The screenshot shows the CRISIL website interface. The top navigation bar includes the CRISIL logo, a search bar, and the text 'Research Gauri Bhagwat'. The main navigation menu has options like 'Outlook', 'Data and Statistics', 'Event based analysis', 'Interactive tools', and 'Revenue cut-wise financials'. A dropdown menu under 'Outlook' is open, listing 'Summary', 'Methodology', 'Manufacturing & Allied', 'Services sector overview', and 'Trading'. The 'Industry' section is highlighted in red. Below the navigation, there is a section titled 'Assessing opportunities' with a grid of icons representing various industries. A blue circular button with a speech bubble icon is located in the bottom right corner.

CRISIL
An S&P Global Company

Search across industries, companies and more

Research
Gauri Bhagwat

₹ Economy
Industry
Company
Markets
IRS

Outlook Data and Statistics Event based analysis Interactive tools Revenue cut-wise financials

SME Re

Summary
Methodology
Manufacturing & Allied
Services sector overview
Trading

Assessing opportunities

Micro, small and medium enterprises (MSMEs) lending of about Rs 18 trillion, accounted for about one-fourth of corporate lending in India as of fiscal 2019. The

Analyst presentation

SME Report – Data and Statistics



सिद्धिमूलं प्रबन्धनम्
भा. प्र. सं. इन्दौर
IIM INDORE

CRISIL

An S&P Global Company

Search across industries, companies and more

Research

Gauri Bhagwat

₹ Economy Outlook **Data and Statistics** Event based analysis Interactive tools Revenue cut-wise financials

SME Report / SME Report 2019 / Data & Statistics

Data and Statistics

Search published data

Wood and wood products

Apr 6, 2020

Wheat Milling

Apr 6, 2020

Tyres

Apr 6, 2020

Travel agents & tour operators

Apr 6, 2020

Transport Operators

Apr 6, 2020

Tobacco Processors

Apr 6, 2020

Textile_Home furnishing

Apr 6, 2020

Textile_WKP

Apr 6, 2020

FILTER

Reset

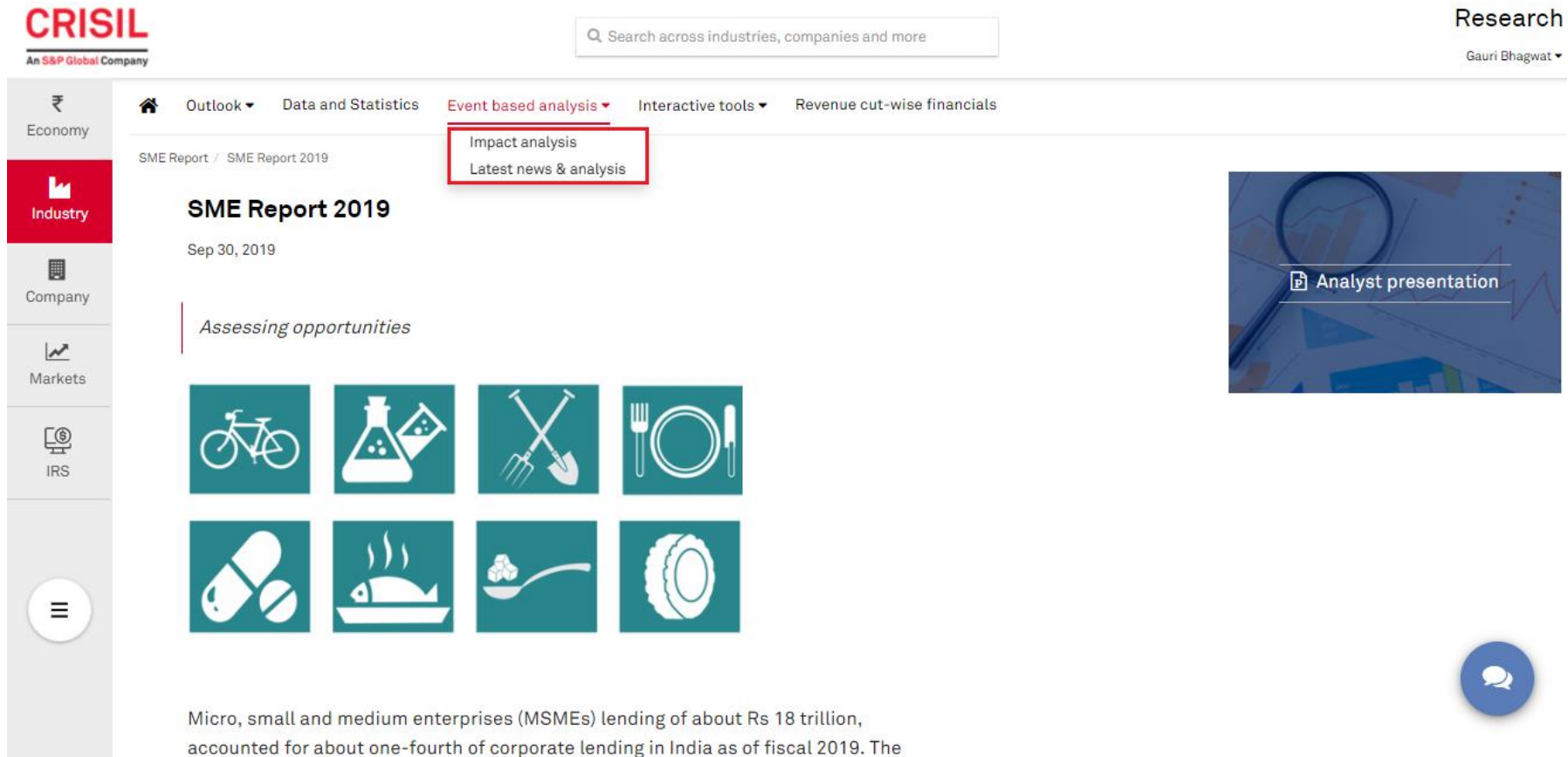
- Companies with financials
- Companies without financials

FILTER 2

- Manufacturing & Allied
- Services

SME Report – Event based Analysis

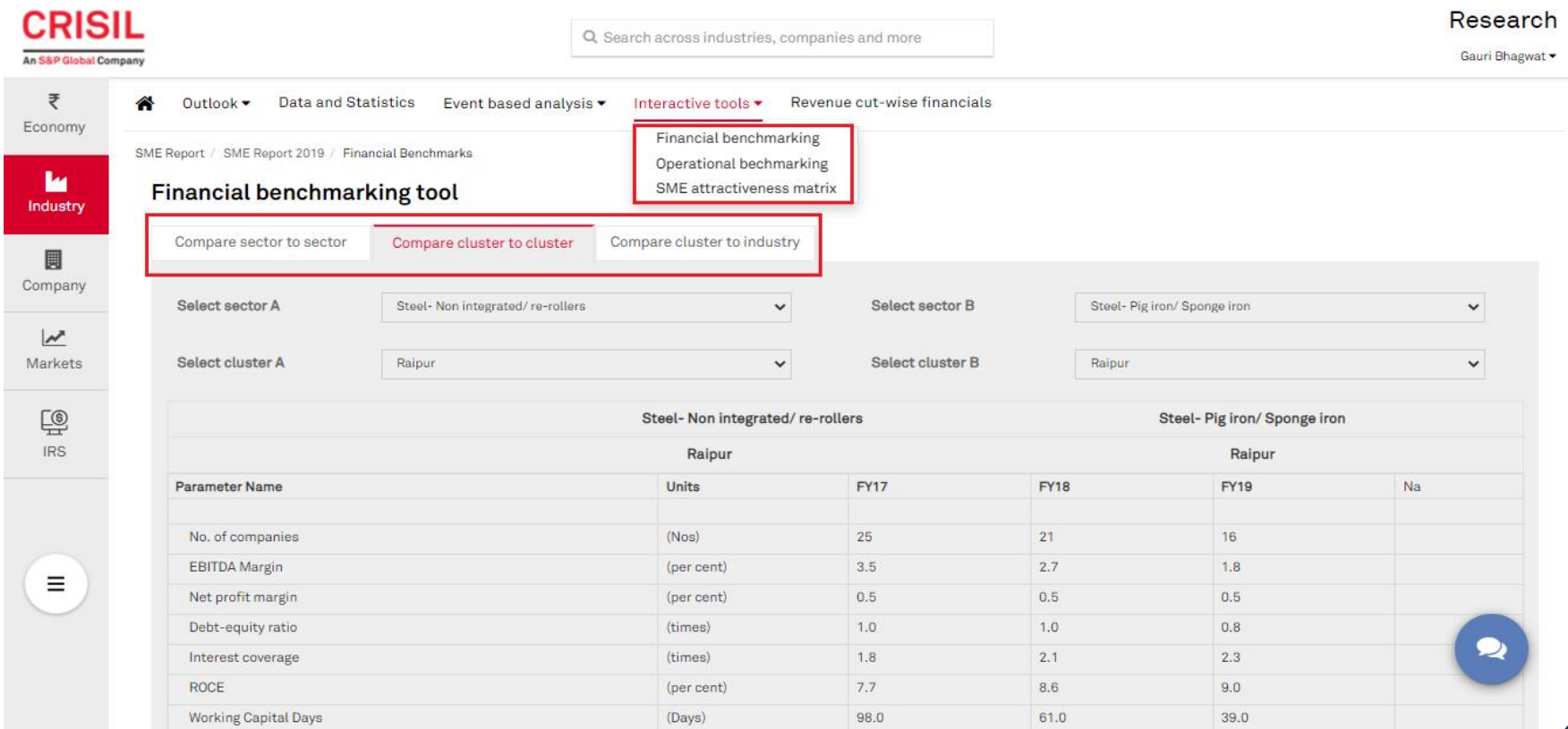
- In the Event based analysis the information about impact analysis, latest news and its analysis can be found.



The screenshot displays the CRISIL website interface for the SME Report 2019. The top navigation bar includes 'Research' by Gauri Bhagwat and a search bar. The main navigation menu features 'Event based analysis' which is expanded to show 'Impact analysis' and 'Latest news & analysis'. The 'Industry' section is active, showing the 'SME Report 2019' dated Sep 30, 2019. A sub-section titled 'Assessing opportunities' contains eight icons representing various industries: a bicycle, a laboratory flask, crossed tools, a plate and fork, a pill, a fish, a bowl of food, and a tire. A 'Research' sidebar on the right shows an 'Analyst presentation' document. The footer text states: 'Micro, small and medium enterprises (MSMEs) lending of about Rs 18 trillion, accounted for about one-fourth of corporate lending in India as of fiscal 2019. The

SME Report – Interactive tools

- Under interactive tool, financial benchmarking can be accessed. It helps in comparisons between various sectors, clusters and/or industries



CRISIL
An S&P Global Company

Search across industries, companies and more

Research
Gauri Bhagwat

₹ Economy
Industry
Company
Markets
IRS

Outlook Data and Statistics Event based analysis **Interactive tools** Revenue cut-wise financials

SME Report / SME Report 2019 / Financial Benchmarks

Financial benchmarking tool

- Financial benchmarking
- Operational benchmarking
- SME attractiveness matrix

Compare sector to sector **Compare cluster to cluster** Compare cluster to industry

Select sector A: Steel- Non integrated/ re-rollers
Select sector B: Steel- Pig iron/ Sponge iron

Select cluster A: Raipur
Select cluster B: Raipur

Parameter Name	Steel- Non integrated/ re-rollers			Steel- Pig iron/ Sponge iron		
	Units	FY17	FY18	FY19	Na	
No. of companies	(Nos)	25	21	16		
EBITDA Margin	(per cent)	3.5	2.7	1.8		
Net profit margin	(per cent)	0.5	0.5	0.5		
Debt-equity ratio	(times)	1.0	1.0	0.8		
Interest coverage	(times)	1.8	2.1	2.3		
ROCE	(per cent)	7.7	8.6	9.0		
Working Capital Days	(Days)	98.0	61.0	39.0		

SME Report – Interactive tools

- Under interactive tool, operational benchmarking tool can be accessed. It helps in comparisons between various industries and/or Revenue size.

CRISIL
An S&P Global Company

Research
Gauri Bhagwat ▾

₹
Economy

Industry

Company

Markets

IRS

Home Outlook ▾ Data and Statistics Event based analysis ▾ **Interactive tools ▾** Revenue cut-wise financials

SME Report / SME Report 2019 / Operational Benchmarks

Financial benchmarking

Operational benchmarking

SME attractiveness matrix

Operational benchmarking tool

Industry A:

Revenue size(in Million):

Company A:

Industry B:

Revenue size(in Million):

Company B:

Parameter Name	Units	Airtec Electrovision Private Limited	ACE Electrical Equipments India Private Limited
Company Information			
Year of Incorporation	Year	2016	2012
Constitution	Type	Private Limited Company	Private Limited Company
Business Information			
Main Product	string	Manufacture of Speakers and Home Theatre System, Manufacture of LED TV	Manufacture of Fabricated Enclosure, Manufacture of Electrical Control Panels, Manufacture of Precision Press Products



SME Report – Interactive tools

- SME attractiveness matrix is available under the interactive tools. Under this, sector attractiveness matrix and cluster attractiveness matrix can be viewed.

The screenshot shows a web interface for the SME Report. The top navigation bar includes 'Outlook', 'Data and Statistics', 'Event based analysis', 'Interactive tools', and 'Revenue cut-wise financials'. The 'Interactive tools' menu is expanded, showing 'SME Report / SME Report 2019 / Interactive Tools'. Below this, there are two buttons: 'Sector Attractiveness Matrix (2019)' and 'Cluster Attractiveness Matrix (2019)'. A note below the buttons says '*Please click on one of the buttons above to view GRID distribution'. The main content area displays the 'Cluster Attractiveness Matrix' as a heatmap. The vertical axis is 'Financial Strength' with categories 'Strong', 'Moderate', and 'Weak'. The horizontal axis is 'Business Potential' with categories 'Weak', 'Moderate', and 'Strong'. The heatmap cells contain the following data:

Financial Strength \ Business Potential	Weak	Moderate	Strong
Strong	0	3 (2%)	4 (3%)
Moderate	8 (5%)	9 (6%)	0
Weak	119 (80%)	3 (2%)	0

A tooltip is shown over the 'Moderate' Business Potential cell in the 'Moderate' Financial Strength row, displaying: 'x: Moderate, y: Moderate, z: 5'. At the bottom of the heatmap, a note says '*Please click on each of the Grid blocks to view details'. The left sidebar contains navigation options: 'Economy', 'Industry', 'Company', 'Markets', and 'IRS'. A search icon is visible at the bottom right of the sidebar.



Revenue cut-wise financials

- Revenue cut-wise financials provides comparison between various sectors, clusters and/or industries.

CRISIL
An S&P Global Company

Search across industries, companies and more

Research
Gauri Bhagwat

₹ Economy
Industry
Company
Markets
IRS

Outlook Data and Statistics Event based analysis Interactive tools **Revenue cut-wise financials**

SME Report / SME Report 2019 / Revenue

Revenue cut-wise financials

Compare sector to sector Compare cluster to cluster Compare cluster to industry

Select Revenue A(In Cr.) 0-25 Select sector A Construction - Real Estate and Industrial

Select Revenue B(In Cr.) 0-25 Select sector B Construction - Roads & Bridges

Parameter Name	Units	Construction - Real Estate and Industrial				Construction - Roads & Bridges			
		FY16	FY17	FY18	FY19	FY16	FY17	FY18	FY19
No. of companies	(Nos)	N.A.	533	450	13	N.A.	393	317	16
EBITDA Margin	(per cent)	N.A.	7.6	8.4	13.5	N.A.	11.0	12.1	16.4
Net profit margin	(per cent)	N.A.	1.7	2.2	4.1	N.A.	3.7	3.7	4.3
Debt-equity ratio	(times)	N.A.	1.0	1.0	0.5	N.A.	1.0	0.9	0.7
Interest coverage	(times)	N.A.	1.6	1.5	1.6	N.A.	2.4	2.3	3.2
ROCE	(per cent)	N.A.	6.4	6.7	8.3	N.A.	11.5	9.9	11.5
Working Capital Days	(Days)	0.0	151.0	158.0	320.0	0.0	183.0	195.0	309.0
Common Sample									
No. of companies	(Nos)	N.A.	9	9	9	N.A.	11	11	11



Thank You

Please write back at
library@iimidr.ac.in
for further help/clarification.

