

EMIS USER GUIDE

Contents

I. Introduction	4
II Getting started	5
System Requirements	6
Home page URL.....	7
Your User name and Password	9
Book marking our homepage.....	10
Make ISI Emerging Markets your home page.....	11
III Accessing ISI Emerging Market	12
The Navigation and Message area	12
Country Home Page	13
The News Page.....	17
Article Page	20
The Company page	23
Sample Company Profile	27
Competitors	29
Left Pane Menu.....	30
Quick Screener	32
MyCompanies	41
Featured Publications by Content	42
Accessing Financial Statements	44
The Industry Page	45
Industry Profiles	47
Macroeconomic Information	50
Financial Markets Information.....	52
Research Information	54
The Sources Page	56
MyISI	59
IV. EMIS Search	61
The Search Bar	62
Search Filters.....	62
Boolean Search Operators and Search Functionalities.....	65

The Search Results Page 67

 The Filters in the Left Pane 69

 The Refine Search Box..... 71

 The Results 72

I. Introduction

EMIS offers critical information from various emerging markets across the globe. This user-guide is designed to help you navigate in a clear, step-by-step manner through the services.


In particular, the guide is intended to help you:

- Identify and access required data in simple and few steps
- Save your time while surfing to maximize efficiency
- Refine and narrow search options to get desired results in minimum steps
- Perform key functions such as download information into desktop applications, save, copy etc.
- Install and use foreign language characters and fonts
- Use of .MyISI., a powerful way to create an ISI Emerging Markets Portfolio. Think of it as your personal clipping service

This guide also answers some FAQs and provides a list of worldwide subscriber support contacts. Please note that Internet Securities Inc. continually enhances the ISI Emerging Market Service by offering new time-saving and innovative features and adding new and hard-to-find content regularly. If you notice that a particular product or feature is not reviewed here or need immediate assistance, please contact your local customer service representative:
www.securities.com/contact.html

II Getting started

The ISI Home Page (<http://www.securities.com>)



ISI EMERGING MARKETS
A EUROMONEY INSTITUTIONAL INVESTOR COMPANY

How to ISI
EMIS - Our Emerging Market Information Service has a new look! FREE TRIAL

About Us | Subscribe | Products | Press | Customer Support

Electronic Business Information Products for the World's Emerging Markets

ISI delivers hard-to-get information, intelligence and data on over 80 emerging markets through a suite of award-winning electronic subscription products.

FREE TRIAL

Registered EMIS Users

- Asia**
 - Cambodia
 - China
 - Hong Kong
 - Taiwan
 - India
 - Indonesia
 - Laos
 - Malaysia
 - Mongolia
 - Philippines
 - Singapore
 - South Korea
 - Sri Lanka
 - Thailand
 - Vietnam
- C. Asia - Caucasus**
 - Armenia
 - Azerbaijan
 - Georgia
 - Kazakhstan
 - Tajikistan
 - Turkmenistan
 - Kyrgyzstan
 - Uzbekistan
- Latin America**
 - Argentina
 - Bolivia
 - Brazil
 - Chile
 - Colombia
 - Ecuador
 - Mexico
 - Paraguay
 - Peru
 - Uruguay
 - Venezuela
 - Central America
- Australia**
- Central & Eastern Europe**
 - Belarus
 - Czech Republic
 - Estonia
 - Hungary
 - Latvia
 - Lithuania
 - Poland
 - Russia
 - Slovakia
 - Ukraine
- Southeast Europe**
 - Albania
 - Bosnia & Herzegovina
 - Bulgaria
 - Croatia
 - Macedonia
 - Moldova
 - Montenegro
 - Romania
 - Serbia
 - Kosovo
 - Slovenia
 - Turkey
- Middle East North Africa**
 - Bahrain
 - Egypt
 - Iran
 - Jordan
 - Kuwait
 - Lebanon
 - Morocco
 - Saudi Arabia
 - Tunisia
 - UAE
 - MENA Other Countries
- Sub-Saharan Africa**
 - Kenya
 - Nigeria
 - South Africa
 - Sub-Saharan Other

Products

CEIC Data

CEIC Data specializes in providing time series macroeconomic industry and statistical data for Asia and the emerging markets.

→ Free Trial | User Login | Learn More

DealWatch

Designed to meet the requirements of demanding M&A and ECM deal participants. Indispensable for making investment decisions in the world's growing markets.

→ Free Trial | User Login | Learn More

EMIS

Our flagship Emerging Market Information Service. The company and industry research and current awareness resource for emerging markets.

→ Free Trial | Learn More

IFIS

The Islamic Finance Information Service is the first and finest information service designed for the Sharia compliant financial industry.

→ Free Trial | User Login | Learn More

IntelliNews

The Editorial Arm of ISI Emerging Markets. Market-moving daily electronic newsletters and industry research from ISI's on-the-ground analysis.

→ Free Trial | User Login | Learn More

EMIS Corporate

Ideal for keeping track of company and industry developments, and less intensive research purposes. EMIS Corporate is also available as individual country subscription.

→ Free Trial | User Login | Learn More

BPR Benchmark

A web-based marketing, research and credit-risk application married to detailed company data for Colombia. Developed by bankers for bankers and analysts.

→ Free Trial | User Login | Learn More

Email Alert

Stand alone user defined Emerging Market news and data alerts. Email Alert is also available as an addition to your EMIS subscription.

→ Free Trial | User Login | Learn More

EMIS Compliance

This is ISI's emerging market KYC and AML reference resource for Compliance professionals created by Compliance Professionals.

→ Free Trial | User Login | Learn More

Awards

Copyright © 2008 Internet Securities, Inc. (trading as ISI Emerging Markets), all rights reserved.
A Euromoney Institutional Investor company.

Press | Contact Support | Sitemap
Any redistribution of this information is strictly prohibited.

System Requirements

Internet Securities Inc. supports the following browsers, you will need to upgrade older browsers to fully experience all our features and tools. Additionally, your browser must be Java & Javascript enabled.

- Firefox 2 and above
- IE8 and above

Browser Details: http://www.securities.com/browser_requirements

- Javascript Support: Passed
- Cookie Support: Passed

Home page URL

For our regular subscribers, the URL to access the ISI Emerging Markets service is:

<http://www.securities.com/>

Our site license users are automatically authenticated (using IP addresses) on this custom site:

<http://site.securities.com/>

Electronic Business Information Products for the World's Emerging Markets

ISI delivers hard-to-get information, intelligence and data on over 80 emerging markets through a suite of award-winning electronic subscription products.

FREE TRIAL

Registered EMIS Users

- Asia**
- Cambodia
- China
- Hong Kong
- Taiwan
- India
- Indonesia
- Laos
- Malaysia
- Mongolia
- Philippines
- Singapore
- South Korea
- Sri Lanka
- Thailand
- Vietnam
- C. Asia - Caucasus**
- Armenia
- Azerbaijan
- Georgia
- Kazakhstan
- Tajikistan
- Turkmenistan
- Kyrgyzstan
- Uzbekistan
- Latin America**
- Argentina
- Bolivia
- Brazil
- Chile
- Colombia
- Ecuador
- Mexico
- Paraguay
- Peru
- Uruguay
- Venezuela
- Central America
- Middle East North Africa**
- Bahrain
- Egypt
- Iran
- Jordan
- Kuwait
- Lebanon
- Morocco
- Saudi Arabia
- Tunisia
- UAE
- MENA Other Countries
- Sub-Saharan Africa**
- Kenya
- Nigeria
- South Africa
- Sub-Saharan Other
- Australia**
- Central & Eastern Europe**
- Belarus
- Czech Republic
- Estonia
- Hungary
- Latvia
- Lithuania
- Poland
- Russia
- Slovakia
- Ukraine
- Southeast Europe**
- Albania
- Bosnia & Herzegovina
- Bulgaria
- Croatia
- Macedonia
- Moldova
- Montenegro
- Romania
- Serbia
- Kosovo
- Slovenia
- Turkey

ISI Breaking News: CEIC Data's India Premium Database Now Available Through Haver Analytics...

Products

CEIC Data

CEIC Data specializes in providing time series macroeconomic industry and statistical data for Asia and the emerging markets.

→ Free Trial | User Login | Learn More

DealWatch

Designed to meet the requirements of demanding M&A and ECM deal participants. Indispensable for making investment decisions in the world's growing markets.

→ Free Trial | User Login | Learn More

EMIS

Our flagship Emerging Market Information Service. The company and industry research and current awareness resource for emerging markets.

→ Free Trial | Learn More

IFIS

The Islamic Finance Information Service is the first and finest information service designed for the Sharia compliant financial industry.

→ Free Trial | User Login | Learn More

IntelliNews

The Editorial Arm of ISI Emerging Markets. Market-moving daily electronic newsletters and industry research from ISI's on-the-ground analysis.

→ Free Trial | User Login | Learn More

EMIS Corporate

Ideal for keeping track of company and industry developments, and less intensive research purposes. EMS Corporate is also available as individual country subscription.

→ Free Trial | User Login | Learn More

BPR Benchmark

A web-based marketing, research and credit-risk application married to detailed company data for Colombia. Developed by bankers for bankers and analysts.

→ Free Trial | User Login | Learn More

Email Alert

Stand alone user defined Emerging Market news and data alerts. Email Alert is also available as an addition to your EMIS subscription.

→ Free Trial | User Login | Learn More

EMIS Compliance

This is ISI's emerging market KYC and AML reference resource for Compliance professionals created by Compliance Professionals.

→ Free Trial | User Login | Learn More

Awards



Your User name and Password

When prompted for a username & password (case sensitive) do the following:

- Enter user name in appropriate box. Use mouse or press TAB key to select password box.
- Enter your password and then press enter or click on the Sign In button.

If you are not a subscriber yet, contact us for a free trial access!!



ISI NEWS - CEIC Data's India Premium Database Now Available Through Haver Analytics

2008

(December 08, 2008)

Login

Username:

Password:

Language: ▼

Sign In

Remember my password

If you cannot remember your password, please contact our
Customer Service Team

[Check our Browser requirements.](#)

Book marking our homepage

You can save the URLs (addresses) for accessing ISI Emerging Markets - EMIS pages by adding them as favourite in IE or by bookmarking them in Mozilla Firefox. This will help you to open ISI Emerging Markets - EMIS page from the drop-down menu without actually having to remember the URL.

For Internet Explorer:

To mark a page as favorite:

- Access the desired EMIS page.
- From the **Favorites** menu, select **Add to Favorites**. The Add Favorite dialog will appear.
- In the **Name** box, type **ISI Emerging Markets - EMIS**.
- Click **OK**. The ISI Emerging Markets page will be added in the Favorites folder.

To access the marked page again:

- Open **IE** browser.
- From the **Favorites** menu, select **ISI Emerging Markets - EMIS**.

In Mozilla Firefox:

To bookmark a page:

- Access the desired EMIS page.
- From the **Bookmarks** menu, select **Bookmark This Page**. The Add Bookmark dialog will appear.
- In the **Name** box, type **ISI Emerging Markets - EMIS**.
- Click **OK**. The ISI Emerging Markets page will be added in the Bookmarks folder.

To access the marked page again:

- Open **Firefox** browser.
- From the **Bookmarks** menu, select **ISI Emerging Markets - EMIS**.

Make ISI Emerging Markets your home page

In Internet Explorer:

- Select Tools on windows menu and click on .Internet Options.
- Type in <http://www.securities.com/> in text box that appears under .General. category.

In Mozilla Firefox:

- Open **Firefox** browser.
- From the **Tools** menu, click **Options**. The Options dialog will appear.
- In the **Startup** section, In the **Home Page** box, enter <http://www.securities.com/>
- From the **When Firefox starts** drop-down, select **Show my home page**.
- Click **OK**.The ISI Emerging Markets page will appear as soon as you open a new browser window.

III Accessing ISI Emerging Market

The Navigation and Message area



- Once you are on a country home page (Home) and you want to switch to another country product (you may need an additional subscription) simply select the country from the drop-down menu.

- Important product related messages are displayed in the area above the navigation bar.

A The ISI Emerging Markets service offers eight primary categories for all country products. These categories are consistent and also comprise the primary navigation bar and will appear on every page. To access information from any of these categories, simply click on the appropriate tab.

Country Home Page



Country
India

Search Advanced Search
Go

Home News Companies Industries Macroeconomics Financial Markets Research Sources

- Country Home Page
- MyStartPage
- MyContent
- MyAccount
- Market Calendar

TAKE A LOOK AT OUR CEIC & EMIS INDUSTRY TIME SERIES
NOW AVAILABLE ON EMIS (INDIA, SEA, VIETNAM)

Beta test our new IE plugin toolbar for EMIS

India: Country Outlook

Make this my start page

December 24, 2008

GDP growth rate seen at 7%, inflation at 5% by March more...

Source: DHA Money

Top Stories

January 12, 2009

- Frontpage - Parekh, Karnik and Achuthan placed on Satyam board - Financial Exp
- Cos face pledged share disclosure - Business Std
- Oil & Gas - Chinese cos may outbid OVL for 30% stake in Angola block - Economic Times
- News - Unitech banks on Rs 800-cr loan rejig - Economic Times
- New Satyam board gets cracking today - Business Std

View Selected Articles

Select All

See All News

Analysis/ Research

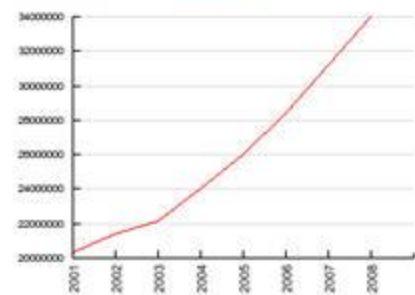
January 12, 2009

- Market Mercury - SBICAP Securities Limited - Market Mercury (3 pages, 967Kb) | View as HTML
- Daily Derivatives Report - Networth Daily Derivatives Report (3 pages) | View as HTML
- Daily Derivatives Report - Networth Daily Derivatives Report (3 pages) | View as HTML
- Good Morning KRC - Good Morning KRC | View as HTML
- Opening Bell - ICICI Direct - Opening Bell (11 pages, 565Kb) | View as HTML

See All Research

Gross Domestic Product at Market Prices: 1999-00p

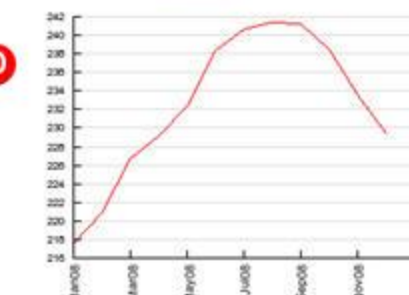
Information provided by CEIC Data.



See All Indicators

Wholesale Price Index

Information provided by CEIC Data.



See All Indicators

Top Companies

Company	Total Revenues '000 INR
Indian Oil Corpn. Ltd.	2,353,580,400 (2008)
Reliance Industries Ltd.	1,446,375,400 (2008)
Tata Steel Ltd.	1,321,100,900 (2008)
Bharat Petroleum Corpn. Ltd.	1,122,502,400 (2008)
Hindustan Petroleum Corporation. Ltd.	1,116,263,600 (2008)
Oil & Natural Gas Corpn. Ltd.	1,014,333,500 (2008)
State Bank of India	902,188,100 (2008)
Hindalco Industries Ltd.	606,688,600 (2008)

Top Industries

- Telecommunications
- Utilities
- Primary Metal Manufacturing
- Petroleum and Coal Products Manufacturing
- Pharmaceutical and Medicine Manufacturing
- Finance and Insurance
- Chemical Manufacturing
- Nonmetallic Mineral Product Manufacturing
- Agriculture, Forestry, Fishing and Hunting



ISI invites you to visit latest economic analysis from Oxford Economic Forecasting on www.securities.com

Thomson Reuters Currency Rates

EUR/USD	1.3440	-2.09%	Jan 9
INR/USD	48.07	-0.93%	Jan 9
INR/EUR*	64.61	-3.00%	Jan 9

* Data Calculated from Thomson Reuters Local Currency/USD and EUR/USD rates

Market Indices

BOMBAY SE SENSEX INDEX	9,406.47	-1.88%	Jan 9
INDIA INDEX SVC S&P CNX NIFTY INDEX	2,873.00	-1.62%	Jan 9

Market Movers

Most Active	Close	Volume
Satyam Computer Services Ltd.	23.85	81,984,399
Unitech Ltd.	35.90	45,268,022
Jaiprakash Associates Ltd.	68.60	26,386,416
Reliance Natural Resources Ltd.	50.70	22,899,316
D L F Ltd.	217.60	18,872,209
Suzlon Energy Ltd.	52.75	16,977,202
Housing Development & Infrastructure Ltd.	104.80	11,743,429
G V K Power & Infrastructure Ltd.	19.65	9,279,536
Punj Lloyd Ltd.	115.20	7,645,843
Reliance Petroleum Ltd.	80.10	7,276,797

Market Data Provided By Thomson Reuters - January 9, 2009

A Country Outlook: Get an overview of the economy reflecting latest trends that shape the financial landscape, political environment, governmental and financial policies, etc.

B Top Stories: Stay on top of the most important stories of the day, put together by our editors from leading global publications.

C Analysis/Research: Obtain quick access to latest research reports, valuable, in-depth financial, macro, industry & company intelligence of the respective economy.

D Macro Charts: Displays 2 macroeconomic indicator charts, provided by CEIC Data, a product of ISI Emerging Markets as well as links to the entire set of macro economic indicators.

E Market Data: This section displays important stock quotes, that provide a quick overview on the financial market of the selected country

-- Currency rates from Thomson Reuters: Updated at the close of every market day, this section displays the previous day's USD, EUR & INR currency exchange rates, of the specific economy.

-- Market indices: A snapshot of Shares & Stock Market of the selected economy, obtained directly from Thomson Reuters, and linked to archived indices data.

-- The Market Movers include a listing of the most active and share builder's most requested stocks and ETFs, along

F Top Companies: This newly added section displays top 10 company's revenues based on net profit & financial statements.

G Top Industries: Displays the 10 leading industries of each country selected by our local experts.

H Sub/menus:

-- Country Home Page: This link allows you to navigate from any other page to the Country Home Page.

-- MyContent: Define and place publications, searches, documents, companies and industries on one customized profile page.

-- MyAccount: Choose your default start page, language support and content language.

-- Market Calendar: Calendar of market events and special announcements.

with display of closing price & volume.

The News Page

MyISI EMAIL ALERTS LOGOUT | MyAccount | Securities.com | Contact Support | User Guide | Internal

EMIS
EMERGING MARKETS INFORMATION SERVICE
A PRODUCT OF ISI EMERGING MARKETS

Country: Search Advanced Search

Home **News** Companies Industries Macroeconomics Financial Markets Research Sources

A Top Stories / News
B Latest News
C Latest News By Publication
D News By Source
E Rankings
F Featured News Publications

News ★ Make this my start page

I **Top Stories** January 12, 2009

English

- Frontpage - Parekh, Karnik and Achuthan placed on Satyam board - Financial Exp
- Cos face pledged share disclosure - Business Std
- Oil & Gas - Chinese cos may outbid OVL for 30% stake in Angola block - Economic Times
- News - Unitech banks on Rs 800-cr loan rejig - Economic Times
- New Satyam board gets cracking today - Business Std
- European IT Majors Feel The Heat Of Satyam Fiasco - Business Line
- Yellow Metal Likely To Witness Volatile Trend - Business Line
- Oil & Gas - Fall in crude, refinery margins may dent oil cos' bottomline - Economic Times
- Corporates and Markets - Retail players shift outlets to cut costs - Financial Exp
- India's net direct tax collections decline 13.4% y/y in December. - Intellinews Asia Today

G **Economic** **Industry**

January 12, 2009

- India's net direct tax collections decline 13.4% y/y in December. - Intellinews Asia Today
- Rs10000 cr investment to boost textile industry - DNA Money
- Infy may show bruises this season - DNA Money
- Gitanjali plans 3 SEZs in Guj with Rs9000 cr investment - DNA Money
- Gujarat gets ready to script countrys first livestock policy - Economic Times [2 pages]

View next 50 documents »

January 15, 2009

- Events - Express TravelWorld [2 pages]
- Mr Versatile - Express TravelWorld [3 pages]
- 'We will, from now on, work with a positive attitude' - Express TravelWorld
- 'Things can only get better from here' - Express TravelWorld
- 'If we work together, we can make a difference' - Express TravelWorld

View next 50 documents »

MY NEWSSTAND ? edit

Automotive Environment x

November 19, 2008

- India: Toyota delays Prius launch

October 22, 2008

- India: Mahindra introduces FuelSmart stop/start system in SUV models

October 7, 2008

- India: Kolkata considers battery-electric autorickshaw proposal

September 4, 2008

- India: Electric version of Tata Indica to be launched in Norway

July 18, 2008

- India: Mahindra & Mahindra launches CNG variant of Bolero Pik-Up

View next 50 documents »



ISI invites you to visit latest economic analysis from Oxford Economic Forecasting on www.securities.com

MyISI EMAIL ALERTS LOGOUT | MyAccount | Securities.com | Contact Support | User Guide | Internal

EMIS
EMERGING MARKETS INFORMATION SERVICE
A PRODUCT OF ISI EMERGING MARKETS

Country:

Search [Advanced Search](#)

Home **News** Companies Industries Macroeconomics Financial Markets Research Sources


Latest News

Search Within Results: **M**

- A Top Stories/ News:** This link allows you to navigate from any page to Country News Page.
- B Latest News:** Access the latest stories from our news providers (newswires, newspapers, magazines, etc.)
- C Latest News By Publications:** Access latest news stories, sorted by publications.
- D News By Source:** Access latest news by Newswires, Newspapers, Magazines, Newsletters, Corporate actions and Press Releases.
- E Rankings:** View position in a scale in relation to competitors (e.g. industry, company rankings)
- F Featured News Publications:** A selection of the most significant news publications.
- G News by Section:** Our local experts select the most relevant sections of news for each country and categorize into six sections Economic, Industry, Financial Markets, Company, Political & International for easy access.

Just select your desired news sources and assign a priority using the drop down boxes, and they will appear in the order you specify on the respective News Page.

- I Top Stories:** Our Top Stories section provides the most important stories of the day, put together by our editors from leading global publications.
- J Archive:** The archive section saves articles accessed in the last five days, to allow quick access to articles of your interest.
- K Search Within News:** This feature helps you refine your search query, by searching within the news page.
- L ISI offers RSS feeds:** (Email Alert & NewsWatch) use in news reader tool and web logs. With these feeds you can find out about new content updates on our service and receive top stories headlines throughout the day.
- M Show Abstract:** With the help of Show/Hide Abstract get a brief description of the News Articles displayed on this page.

 **MyNewsstand:** For quick access to your favorite publications, select the publications you wish to display on your “News Page”.

- The new section “Newsstand”, allows quick access to your favorite publications by selecting those you wish to display on your “News Page”.
- A new feature added namely “Search within News”, helps you further refine your search query by searching within your search results.


10 Cities Road-Show
 19th – 23rd January 2009
 16th – 20th February 2009
Pan-India Private Equity Investment Forum 2009
 • Ahmedabad • Hyderabad • Chennai • Bangalore • Pune • Jaipur • Delhi • Lucknow • Chandigarh • Kolkata

Frontpage - Parekh, Karnik and Achuthan placed on Satyam board

Publication: Financial Express

Provider: The Indian Express Online Media Ltd

January 12, 2009

Taking rapid action to stem the Satyam rot and send a message to investors and observers across the globe, the central government announced the appointment of three eminent personalities on the board of Satyam Computer Services Limited. They are, Deepak Parekh, chairman, HDFC Bank, Kiran Karnik, former president of Nasscom, and C Achutan, former Sebi member—all three have the right credentials to address the issue on hand. Industry and market participants have applauded the decision to put a top banker, an IT expert and a market investigator on the company's board.

The newly appointed board will meet within 24 hours (before Monday noon) to take stock of the situation. According to Premchand Gupta, minister of company affairs, the board's immediate task is not to look for a strategic buyer but restore the company's credibility, customer confidence and employee morale, besides safeguarding the interest of Satyam's employees, investors and other stakeholders.

Achuthan said the team's top priority would be to put the scam-tainted IT company back on the rail and ensure that the guilty are not spared. "The first step in the board meeting would be to evolve a strategy on how to go ahead and restore the damaged image of the company," When contacted, Deepak Parekh said it was too early to comment on the situation.

Meanwhile, Ganesh Natarajan, chairman, Nasscom, was emphatic in his response, he said, "I think the combination of these three people is the best in terms of delivering corporate governance and organising government finance and equity. The next set of members should be those with experience of managing large multinational companies especially in operations and those that can attract finance."

"The board members bring a lot of confidence to the market and this will be seen as a positive. Though the valuation for Satyam is still under a cloud," said Dharmesh Mehta, head of equities with Enam Securities. The equities market has seen the Satyam stock take a huge plunge and also pull down the markets by 8% since the scam broke out. Sudip Bandopadhyay, CEO and director with Reliance Money, reckons that it will give investors a lot of hope. "The speed with which the government has reacted is a strong positive."

Prithvi Haldea of Prime Database thinks that the appointment of people who can make a difference to the situation is a welcome move. "There could have been political appointments as well, but this is political and pragmatic," he added.

Even the peers in the technology business were positive. Wipro executive director and chief financial officer Suresh Senapaty told FE, "We believe this will help restore confidence of all stakeholders and the international community." Similar statements were issued by Infosys team members.

However, analysts point out that now with the Centre calling the shots in the Satyam affair, state institutions that have investment and exposures in Satyam would not take any independent decisions on the issue, without consulting the government. To that extent, the institutions are relieved. Thomas Mathew, managing director, Life Insurance Corporation said, "The situation has changed positively after the government intervention and the formation of a new board with prominent professionals. With this kind of people at the helm, we are now confident that company would be put in the right course very soon." He refused to comment on the rumours that institutions were gathering together to get a better position on the board.

Mathew also denied that the corporation, with over 4% stake, will demand a board-level representation or is talking to other institutional players who have stakes in LIC. According to him, the corporation is not in a hurry to exit the Satyam portfolio as it is a long-term investment.

All eyes are now trained on the board to know the course of action. Lazard Brothers has been known to have expressed an intention to be on the board and is rallying support.



A Email: This feature allows you to email the article or articles selected to a colleague.

B Export: - Export to Word format: Allows you to download the data, or graphics, etc. into Word format.

C Print: This feature allows you to print the selected article or articles.

D Add to MyDocuments: Click on Add to MyDocuments to add any article to the MyContent page, to be accessed later.

E Add to MyClippings: Click on Add to My Clippings icon while viewing an article to add to My Clippings.

The Company page

Country
India

Search Advanced Search
Go

Company Profiles **A**
 Latest Company News **B**
 Analysis/ Research: Company **C**
 Ratings Analysis **D**
 DealWatch **E**
 Company Screener **F**
 Featured Company Publications **G**

EMIS INDUSTRY TIME SERIES
EMIS (INDIA, SEA, VIETNAM)

Other related databases for Company information

- Accord Fintech - Listed & Unlisted Co
- Company Query Tool
- Multiple Company Comparison Tool
- Financial Parameters Comparison Tool
- Religare Technova (AsianCERC) - Listed Company Database
- Religare Technova (AsianCERC) Corporate Actions
- Sansco Listed Co. Annual Reports
- Mira Inform - Unlisted & Listed Cos Credit Reports
- ProjectsToday Database
- Sansco Unlisted Co. Annual Report
- Credit Rating Tracker
- Tenders & Projects Information

Select a letter or number to locate a listed or non-listed company:

2 | 3 | A | B | C | D | E | F | G | H | I | J | K | L | M | N | O | P | Q | R | S | T | U | V | W | X | Y | Z |

Search All Companies **H**
 Search in company name only

Location:

India
Asia
C. Asia - Caucasus
Central Europe
Latin America
Middle East North Africa

Use Ctrl+click to select more than one choice.

Industry:

All Industries
Accommodation
Accommodation and Food Services
Administrative and Support and Waste Manage
Agriculture, Forestry, Fishing and Hunting
Air Transportation

NAICS by Alphabet | NAICS by Sector

+ City, County/Region



ISI invites you to visit latest economic analysis from Oxford Economic Forecasting on www.securities.com

Top Companies

Company	Total Revenues '000 INR
Indian Oil Corpn. Ltd.	2,353,580,400 (2008)
Reliance Industries Ltd.	1,446,375,400 (2008)
Tata Steel Ltd.	1,321,100,900 (2008)
Bharat Petroleum Corpn. Ltd.	1,122,502,400 (2008)
Hindustan Petroleum Corporation. Ltd.	1,116,263,600 (2008)
Oil & Natural Gas Corpn. Ltd.	1,014,333,500 (2008)
State Bank of India	902,188,100 (2008)
Hindalco Industries Ltd.	606,688,600 (2008)
I C I C Bank Ltd.	600,530,800 (2008)
Food Corporation of India Ltd.	438,994,300 (2006)

See All Top Revenue Companies >>

Company	Net Profit '000 INR
Oil & Natural Gas Corpn. Ltd.	198,174,500 (2008)
Reliance Industries Ltd.	147,917,600 (2008)
State Bank of India	92,128,300 (2008)
Indian Oil Corpn. Ltd.	82,912,700 (2008)
N T P C Ltd.	81,082,000 (2008)
D L F Ltd.	78,187,000 (2008)
Steel Authority of India Ltd.	75,342,900 (2008)
Tata Steel Ltd.	65,753,200 (2008)
Bharat Airtel Ltd.	65,200,000 (2008)
Sterilite Industries India Ltd.	61,070,500 (2008)

See All Top Net Profit Companies >>

RECENTLY VISITED PROFILES **J**

- Oil & Natural Gas Corpn. Ltd.
Country: India
- Bharat Petroleum Corpn. Ltd.
Country: India
- State Bank of India
Country: India
- Steel Authority of India Ltd.
Country: India
- Latest Company Analysis
- January 12, 2009
- Sun Pharma - Half Company Research [12 pages] | View as HTML
- Axis Bank - QoQ Capital Result Update [4 pages] | View as HTML
- Axis Bank - SBICAP Securities Limited - Company Report [4 pages]
- Punj Lloyd - Eran Company Research [3 pages, 297KB] | View as HTML

TAKE A LOOK AT OUR CEIC & EMIS INDUSTRY TIME SERIES
NOW AVAILABLE ON EMIS (INDIA, SEA, VIETNAM)

L Other related databases for Company information

- Accord Fintech - Listed & Unlisted Co
- Company Query Tool
- Multiple Company Comparison Tool
- Financial Parameters Comparison Tool
- Religare Technova (AsianCERC) - Listed Company Database
- Religare Technova (AsianCERC) Corporate Actions
- Sansco Listed Co. Annual Reports
- Mira Inform - Unlisted & Listed Cos Credit Reports
- ProjectsToday Database
- Sansco Unlisted Co. Annual Report
- Credit Rating Tracker
- Tenders & Projects Information

Search Company Screener MyCompanies Featured Publications by Content

Select a letter or number to locate a listed or non-listed company:

2 | 3 | A | B | C | D | E | F | G | H | I | J | K | L | M | N | O | P | Q | R | S | T | U | V | W | X | Z |

Search **Rel K** All Companies

Location: India, Asia, C. Asia - C, Central Eu, Latin Amer, Middle Ea

City, Country

Search Clear All



ISI invites you to visit latest economic analysis from Oxford Economic Forecasting on www.securities.com

Top Companies

Company	Total Revenues '000 INR	Company	Net Profit '000 INR
Indian Oil Corpn. Ltd.	2,353,580,400 (2008)	Oil & Natural Gas Corpn. Ltd.	198,174,500 (2008)
Reliance Industries Ltd.	1,446,375,400 (2008)	Reliance Industries Ltd.	147,917,600 (2008)
Tata Steel Ltd.	1,321,100,900 (2008)	State Bank of India	92,128,300 (2008)
Bharat Petroleum Corpn. Ltd.	1,122,502,400 (2008)	Indian Oil Corpn. Ltd.	82,912,700 (2008)
Hindustan Petroleum Corporation. Ltd.	1,116,263,600 (2008)	N T P C Ltd.	81,082,000 (2008)
Oil & Natural Gas Corpn. Ltd.	1,014,333,500 (2008)	D L F Ltd.	78,187,000 (2008)
State Bank of India	902,188,100 (2008)	Steel Authority of India Ltd.	75,342,900 (2008)

Latest Company Analysis **M**

- January 12, 2009
- Pair Strategy: Long Nifty - Short Synthetic Cement Basket : NiftySynthetic Cement Basket January 12, 2009 - Edelweiss Company Reports [3 pages]
 - Glodyne Technoserve Limited - SBICAP Securities Limited - Company Report [9 pages, 322Kb]
 - Axis Bank - Tower Capital Company Reports [5 pages] | View as HTML

- A Company Profiles:** Access company profiles, containing in-depth information including company description & analysis, financial information etc., of over thousands of public and private companies.
- B Latest Company News:** Access important and latest news on the economy's listed and unlisted companies.
- C Analysis/Research: Company:** View the latest analysis and reports from various global & local sources. You can also search for specific reports using the search filter.
- D Ratings Analysis:** This section presents evaluations provided by rating companies. (For e.g. ; Rating on Sovereign, Insurance, Banks and Financial Institutions, Corporate and Structured Finance, Companies etc)
- E DealWatch:** Designed to fulfill requirements of dealmakers, this section provides a comprehensive outlook of Emerging Market M&A and ECM transactions.
- F Company Screener:** Search for companies or generate rankings, by selecting the provided criteria on the Company Screener tool.
- G Featured Company Publications:** Click on any of the displayed links, to view all the latest reports published by that specific company.
- H Companies by Alphabetical listing:** Click on a letter or number to locate a company.
- I Select Companies by Industry:** For quick access to companies, you can search for companies by the sector they belong to.
- J Recently Visited Profiles:** Get quick access to the profiles you just visited, using the links of the last 5 visited company profiles, displayed under this tab.
- K Auto-completion:** Get quick access to Companies you are searching for, with the help of the new Auto-completion feature, that suggests company names, as soon as you type the first 3 letters.
- L Other Related Databases:** View other relevant company information, related to your current search in this section.
- M Latest Company Analysis:** Obtain valuable in-depth company intelligence, through the latest company research reports, displayed on the Company page.

- Recently Visited Profiles . Get quick access to the profiles just visited through the displayed links of the last 5 visited company profiles, even if the company profiles you just visited is from another country page.

- Auto-completion: Get quick access to Companies you are searching for, with the help of the new Auto-completion feature, that suggests company names, as soon as you type the first 3 letters.

Company Profiles: Access company tear sheets containing in-depth information including business description, financial information, competitors, deals, news or analysis.

Company profile information is structured based on different user needs. Changing between tear sheets can be done by accessing MyISI-MyAccount.



- A Search for another company profile:** this functionality allows you to quickly navigate to another company tear sheet.
- B Left Pane Menu:** this menu shows you all the available sub-tabs for the subject company.
- C Quick links to Company Tear Sheet**
 - **View:** allows you to view the pdf version of Tear Sheet
 - **Report Builder:** allows you to create a downloadable report of the subject company.
 - **MyItems :** allows you to quickly access save items in MyISI.
 - **MyCompanyAlerts:** allows you to quickly access your saved company alerts.
- D Quote Chart and Quote Summary:**allows you to quickly view latest trading information with details about price, performance in one year, market capitalization, or enterprise value.
- E Financials and Key Stats:** allows you to view the latest financial picture of the subject company. Also, by selecting accounts in the table, you can chart data for the latest four similar periods. Press and hold CTRL while selecting for charting up to three accounts.
- F Review the rest of the company tear sheet to find out information about Company Description, Deals, Competitors, Financial Documents and Annual Reports, Research, Executives, Shareholders, and much more.**

Competitors

PKN ORLEN S.A.

Profile Updated: May 21 2013

Main Activities: Petroleum Refineries

Export to 

Competitors - Top | Closest **A**

CURRENCY: PLN | USD | EUR

B

Petroleum Refineries

Company C	Total Operating Revenue	Operating profit (EBIT)	Net Profit(Loss)	Return on Assets (ROA)	Return on Equity (ROE)	Price per Earning	Earning per Share	Price Reference Date	Fiscal Year
PKN ORLEN S.A.	120,827,951	2,024,371	2,169,990	4.45	8.28	9.76		2013-06-26	2012
Grupa LOTOS S.A.	33,237,275	301,073	922,970	4.60	10.18	5.80		2013-06-26	2012
LOTOS Asfalt Sp. z o.o.	2,340,912	236,422	194,219	39.61	72.72				2011
ORLEN ASFALT Sp. z o.o.	1,574,515	54,408	43,818	15.32	29.21				2011
RAFINERIA TRZEBNIA S.A.	1,457,198	-33,516	-59,847	-8.82	-15.89				2011
Polski Asfalt Sp. z o.o.	779,807	47,212	30,914	12.69	35.65				2011
LOTOS Biopaliwa Sp. z o.o.	533,312	57,502	61,312	29.72	56.76				2011
RAFINERIA JEDLICZE S.A.	383,668	10,636	4,435	1.58	3.17				2011
POLWAX Sp. z o.o.	275,861	22,195	18,024	16.71	31.60				2011
Pochar Sp. z o.o.	273,913	28,806	19,762	10.59	19.07				2011
NAFTOWAX Sp. z o.o.	197,548	10,492	8,093	11.97	20.41				2011

Note: units is 1000.

- A** **Top | Closest:** allows you to view either subject company plus top 10 companies of the selected industry, either subject company plus nearest 5 bigger companies and nearest 5 smaller companies. Please note that option .Closest. is relevant only for small and medium companies.
- B** **Industry drop down:** allows you to change the sector for those cases when the subject company has two or more main activities.
- C** **Table** of companies is sorted based on values for Total Operating Revenue. We display data based on its availability

Left Pane Menu



- A** **MyCompanies:** here you can view companies that you have saved using MyItems option from horizontal bar.
- B** **Company Summary:** allows you to access links for Tear Sheet, Industry Classification, Business Description, Offices, Competitors, Key Executives or Shareholders.
- C** **Financial Statements:** you can quickly access different sections of financial statements: Key Stats, Income Statement, Balance Sheet, Cash Flow. Also, you can review a comprehensive set of ratios and, for listed companies, multiples. For more details, please consult section Accessing Financial Statements.
- D** **Financial Documents/Annual Reports:** quickly view all available financial documents and/or annual reports for the subject company.
- E** **Equity Charts:** here you can view and access all traded financial instruments issued by the subject company (quotes, bonds, options, etc.)
- F** **EMIS Dealwatch Deals:** allows you to view M&A and ECM information related to subject company.

- G** **Corporate Actions:** view available information about events initiated by a company
- H** **Analysis/Research:** allows you to view available research papers about subject company, done by third party contributors.
- I** **EMIS Benchmark Score:** view the EMIS Benchmark Score for the subject company, calculated based on the main activities of the company. Note that in some cases this score may not be available. Please consult **Benchmark** section.
- J** **News:** review the latest news related to subject company.
- K** **More Information:** find out any other type of information which is not part of the above categories.

Quick Screener

Landing Page

The screenshot displays the 'Quick Screener' landing page. At the top, there is a navigation bar with links for Home, News, Companies, DealWatch, Industries, Macroeconomics, Financial Markets, Research, and Sources. Below this is a secondary navigation bar with Search, Company Screener, Compare Trends, MyCompanies, and Featured Publications by Content.

The main content area is divided into two columns. The left column contains search filters:

- Company Information:** Includes dropdowns for Regions and Countries (set to India), Industries (set to Select), City/State/County, Operational Status (set to Select), and Listed/Unlisted (set to Select). There are also radio buttons for ALL, Main Activities, and Secondary Activities.
- Basic Financials:** Includes a currency selector (INR), a time period selector (Ten mn), and a year selector (Latest). It features three slider-based filters: Total Assets (range -5249 to 852077586), Total Operating Revenue (range -135 to 408641), and Net Profit(Loss) (range -6866 to 24668). Each filter shows the number of criteria matches and cumulative matches.

The right column displays 'Preview Results' sorted by 'Total Operating Revenue'. The table lists 20 companies with their respective countries and total operating revenue values.

Num	Country	Company	Total Operatr
1	IN	Indian Oil Corporation Ltd.	408,640
2	IN	Reliance Industries Ltd.	397,062
3	IN	Bharat Petroleum Corporation Ltd.	212,327
4	IN	Life Insurance Corporation of India	195,828
5	IN	Hindustan Petroleum Corporatio...	184,939
6	IN	Tata Motors Ltd.	163,781
7	IN	Oil And Natural Gas Corporation ...	151,637
8	IN	Tata Steel Ltd.	133,687
9	IN	SBI Dfhi Ltd.	88,794
10	IN	Hindalco Industries Ltd.	82,268
11	IN	Bharti Airtel Ltd.	80,359
12	IN	State Bank of India	71,092
13	IN	Coal India Ltd.	69,571
14	IN	NTPC Ltd.	69,377
15	IN	MMTC Ltd.	67,436
16	IN	Larsen & Toubro Ltd.	64,525
17	IN	Tata Consultancy Services Ltd.	62,989
18	IN	Mahindra & Mahindra Ltd.	58,586
19	IN	Essar Oil Ltd.	57,773
20	IN	Ovobel Foods Ltd.	54,104

At the bottom of the page, there are buttons for 'Clear All', 'Customize Columns', and 'SEARCH'.

The Company Screening Tool is a powerful query tool, that allows you to filter our company database by several criteria such as:

- 9 basic criteria like Geographics, Industries and many more,
- 17 items from Balance Sheet and Income statement,
- 9 valuation figures like Enterprise Value or Book Value,
- 17 ratios including profitability, efficiency, liquidity, leverage and growth trend ratios.

Company Information

▼ Company Information

Regions and Countries
India

Industries
Select
NAICS by Alphabet | NAICS by Sector
 ALL Main Activities Secondary Activities

City/State/County
[Text Input Field]

Operational Status
Select

Listed/Unlisted
Select

Stock Exchanges
Bombay Stock Exchange (IN-BSE)

Indices **A**
Select

+ Add More **B**

If you select multiple options within a box (e.g. two industries), you will see companies fitting at least one of the selected criteria (having at least one of the two industries you selected). If you select criteria in multiple boxes, the results must meet with all the criteria selected in the boxes. For instance if you selected Poland and India in the Countries and Regions box and USD 100mn as a minimum revenue among Basic Financials, you will see Polish and Indian companies with revenues over USD 100mn among the results.

A Indices can be selected only after you selected at least one stock exchange.


B You can add more filters by using the Add More option.

Basic Financials

Basic Financials


INR ▾ Ten mn ▾ Year Latest ▾ **C** Move slider bars to select a range, or click below a chart to enter specific values.

Total Assets ✕ Remove

-5249 **D**  8520777586 **D** 3396 Criteria Matches 3780 Cumulative Matches

or
Enter Specific Value

Total Operating Revenue ✕ Remove

-135 **D**  408641 **D** 3778 Criteria Matches 3780 Cumulative Matches

or
Enter Specific Value

Net Profit(Loss) ✕ Remove

-6866 **D** 24668 **D** 3778 Criteria Matches 3780 Cumulative Matches


or
Enter Specific Value

+ Add More

- C** You can filter companies by financials and ratios from the last 5 years or the last reported year. The available currencies are euro and US dollar and if you have selected only one country in Countries and Regions box, the currency of that country. Financials are converted to euro and US dollar based on IFRS standards. (Balance sheet figures converted with end of period, Income Statement items are converted with average of the period exchange rates). You can select currencies and units in the respective dropdown. We support millions and thousands and in case of INR Tens of Millions.
- D** You can screen by using sliders or boxes. Negative values and decimals are supported.

Sliders

Total Assets ✕ Remove

0 **E**  6639830 **E** 49974 Criteria Matches 49975 Cumulative Matches

or
Enter Specific Value

- E** In the Quick Company Screener's Basic Financials part sliders give you a fast way to set the minimum and maximum values you want to screen for.

- The numbers marked with "E" show you the minimum and maximum values for financials for the companies available by the filters you have selected in Company Basics. E.g. if you have selected India and Oil & Gas there, you will see the maximum and minimum values of the Total Assets of Indian Oil& Gas companies.
- The numbers in the sliders are always given in the currency and units you have selected in Basic Financials. They are valid for the period you have selected for screening.

F You can move the sliders either by grabbing them or just by clicking on the sidebar. In the black boxes below you see the actual minimum and maximum values selected for screening.

- G** On the right side of the slider you see two values:
- Criteria Matches: It gives you the number of results as if only this Basic Financial Screening item would be selected with every other current filters in Company Basics.
 - Cumulative Matches: It gives you the number of results as if this filter, all other Basic Financial filters above it and all current filters in Company Basics would be selected.

H By clicking on Remove, the filter will be deleted from the screening.

I If you click on "Enter Specific Value", the sidebar will turn into minimum and maximum value boxes, so you will be able to filter by typing numbers instead of moving the sliders.

Total Assets ✕ Remove

-1234567	<input type="text"/>	<input type="text"/>	1234567890	29,890 Criteria Matches	269 Cumulative Matches
----------	----------------------	----------------------	------------	-------------------------------	------------------------------

J or
[Go back to chart](#)

J By clicking on "Go back to chart", you will be returned to the slider view.

K [+ Add More](#)

K If you want to add more Basic Financials for screening, click on add more and you will be able to add additional Financials, Ratios, Market Data etc.

Quick Preview

Preview Results

Sort By: Total Operating Revenue L

Num	Country	Company	Total Operatin
1	IN	Indian Oil Corporation Ltd.	408,640
2	IN	Reliance Industries Ltd.	397,062
3	IN	Bharat Petroleum Corporation Ltd.	212,327
4	IN	Life Insurance Corporation of India	195,828
5	IN	Hindustan Petroleum Corporatio...	184,939
6	IN	Tata Motors Ltd.	163,781
7	IN	Oil And Natural Gas Corporation ...	151,637
8	IN	Tata Steel Ltd.	133,687
9	IN	SBI Dfhi Ltd.	88,794
10	IN	Hindalco Industries Ltd.	82,268
11	IN	Bharti Airtel Ltd.	80,359
12	IN	State Bank of India	71,092
13	IN	Coal India Ltd.	69,571
14	IN	NTPC Ltd.	69,377
15	IN	MMTC Ltd.	67,436
16	IN	Larsen & Toubro Ltd.	64,525
17	IN	Tata Consultancy Services Ltd.	62,989
18	IN	Mahindra & Mahindra Ltd.	58,586
19	IN	Essar Oil Ltd.	57,773
20	IN	Ovobel Foods Ltd.	54,104

page 1 / 316

- The Quick Preview feature displays you a snapshot about your search.s results.
- The box is updated automatically.
- The numbers within it are displayed in the currency and unit you have selected in Basic Financials screening.

L By using the dropdown menu in the box you can change the ranking orders to any financials/ratios/valuation figures supported.

Customize Columns

Basic Financials

INR | Ten mn = Year | Latest =

Move slider bars to select a range, or click below a chart to enter specific values.

Total Assets | -5249 | 852077586 | 30659 Criteria Matches | 31580 Cumulative Matches

Total Operating Revenue | -135 | 408641 | 23600 Criteria Matches | 31580 Cumulative Matches

Net Profit(Loss) | -6866 | 24668 | 26665 Criteria Matches | 31580 Cumulative Matches

9	IN	SBI Dfci Ltd.	88,794
10	IN	Hindalco Industries Ltd.	82,268
11	IN	Bharti Airtel Ltd.	80,359
12	IN	State Bank of India	71,092
13	IN	Coal India Ltd.	69,571
14	IN	NTPC Ltd.	69,377
15	IN	MMTC Ltd.	67,436
16	IN	Larsen & Toubro Ltd.	64,525
17	IN	Tata Consultancy Services Ltd.	62,989
18	IN	Mahindra & Mahindra Ltd.	58,586
19	IN	Essar Oil Ltd.	57,773
20	IN	Ovobal Foods Ltd.	54,304

page 1 / 316

Clear M Customize Columns SEARCH

M Here you can select the data you would like to see in the results page.

- The default pre-selected options are: Company ranking, Country, Total Revenues, Year of Financials, Audited, Consolidated and the screening options you selected in search criteria.
- We also select all items you screened for.
- You can select any number of items to be displayed.

Customize Display

Company Info | **Financials** | Ratios | Market Data

N Balance Sheet

Balance Sheet

Income Statement

Current Assets

Inventories

Trade and other receivables

Cash & Cash Equivalents

Short term Financial assets

Non-current assets

O Selected Data Points

Total Assets

CLEAR ALL APPLY

In the Customize Columns popup data is sorted by content types in the tabs. In all the tabs you see two boxes:

N Left box

- Here you see available data points which you can add to Selected Data Points in the right box by using their checkbox and the single right arrow.

- If you click on the double right arrow all items from the box will be added to Selected Data points.
- You can use the dropdown to see the data for items in it. E.g. in the financials tab we sort data points for Balance Sheet and Cash Flow.

O Selected Data Points Box

- Items in this box will be displayed in the results page.
- Only items of the current tab are displayed in it.
- You can remove items here by clicking on their checkbox and the left arrow. If you click on the double left arrow all items you see will be removed. If you click on the Clear All button, all items will be removed, not only items from the respective tab.

After you have finished selecting items here, click on Apply. To see the results you also need to click on the Search button in the landing page.

Results Page

Results figures in Millions **HUF** EUR USD

Screening Results

Deploying companies 1 - 100 / 49974

Num	Country	Company	Industry	Total Assets	Total Operating	Fiscal Year	Audited	Consolidated
<input type="checkbox"/>	HU	MOL Nyrt.	Petroleum Refin...	4,778,638	5,602,752	2012	N	Consolidated
<input type="checkbox"/>	HU	GE Hungary Kft.	Engine, Turbine...	2,295,755	2,020,998	2011	Y	Individual
<input type="checkbox"/>	HU	Audi Hungaria Motor Kft.	Motor Vehicle P...	2,098,571	1,588,366	2011	Y	Individual
<input type="checkbox"/>	HU	E. ON Földgáz Trade Zrt.	Natural Gas Dist...	244,537	831,834	2011	Y	Individual
<input type="checkbox"/>	HU	OTP Bank Nyrt.	Banking and Cre...	6,639,821	811,549	2012	N	Individual
<input type="checkbox"/>	HU	Samsung Zrt.	Communications...	276,385	797,731	2011	Y	Individual
<input type="checkbox"/>	HU	Nokia Komárom Kft.	Computer and E...	125,606	627,067	2011	Y	Individual
<input type="checkbox"/>	HU	Tesco-Global Zrt.	Food and Bever...	540,435	621,619	2012	N	Individual
<input type="checkbox"/>	HU	Magyar Telekom Nyrt.	Wired Telecomm...	1,057,844	617,298	2012	Y	Consolidated
<input type="checkbox"/>	HU	Flextronics International Kft.	Computer and E...	241,506	597,956	2011	Y	Individual
<input type="checkbox"/>	HU	Fibria Trading International Kft.	Wholesale Trad...	1,080,199	577,859	2011	Y	Individual
<input type="checkbox"/>	HU	Philips Industries Kft.	Computer and E...	130,770	576,876	2011	Y	Individual
<input type="checkbox"/>	HU	Pannusgáz Zrt.	Petroleum and P...	118,755	575,606	2011	Y	Individual
<input type="checkbox"/>	HU	E.ON Energiaszolgáltató Kft.	Electric Power G...	100,750	507,622	2011	Y	Individual
<input type="checkbox"/>	HU	Magyar Suzuki Zrt.	Motor Vehicle M...	193,439	463,742	2011	Y	Individual
<input type="checkbox"/>	HU	Raiffeisen Bank Zrt.	Banking and Cre...	2,400,578	444,181	2010	N	Individual
<input type="checkbox"/>	HU	Erste Bank Hungary Zrt.	Banking and Cre...					

Deploying companies 1 - 100 / 49974

Show Debug Information

In the results page you will see the companies matching your search criteria. You can change the order of columns by drag-and-dropping them or you might delete them as well after clicking on their title. Changing the order of companies is also possible by clicking on a column title and choosing ascending

or descending order.

- P** If you would like to see your Search Criteria, click on View Criteria.
- R** If you would like to remove some companies, please use the checkboxes next to their names and click on the Delete Selected Button.
- S** If you would like to change the currency, click on one of the options and wait a few seconds.
- T** If you would like to modify your search or columns displayed, click on the Refine or Customize Display buttons over the results.
- U** After you have the list you wanted, click on the Export button to download the data in Excel.

Export to Excel

The screenshot shows a window titled "Export to Excel" with a close button in the top right corner. At the top, there are four tabs: "Company Info" (highlighted in orange), "Financials", "Ratios", and "Market Data". Below the tabs, there is a "Select range:" dropdown menu set to "1-1000". Underneath this is a note: "Export to excel available for the first 10,000 companies." The main area is divided into two sections. On the left, there is a dropdown menu labeled "Contact Data" and a list of checkboxes: "Postal Code", "Address", "Phone", "Fax", "E-mail", and "LID". On the right, there is a section titled "Selected Data Points" with checkboxes for "City" and "State/County". Between these two sections are four arrow buttons: a single right arrow, a double right arrow, a double left arrow, and a single left arrow. At the bottom right of the window is a large orange button labeled "GET RESULTS".

After you click on the Export button, you will see a pop-up. Here you can select the data you want to export by clicking on the checkbox next to them. All columns you viewed in results are selected by default. The popup functions similarly to Customize Columns.

Data can be downloaded in batches of 1,000 with the following limitations:


- Searches with exactly one industry selected have no limitations.
- By any searches not matching 1) the first 10,000 results might be downloaded.
- Demo users can only download a sample file

MyCompanies

The screenshot shows the EMIS (Emerging Markets Information Service) website interface. At the top, there are links for "MyISI", "EMAIL ALERTS", "LOGOUT", "MyAccount", "Securities.com", "Contact Support", "User Guide", and "Internal". The EMIS logo is prominently displayed, along with a "Country" dropdown menu set to "India" and a search bar with a "Go" button. Below the navigation menu, a banner promotes "CEIC & EMIS INDUSTRY TIME SERIES" available on EMIS for India, SEA, and Vietnam. The "MyCompanies" tab is highlighted in the navigation bar, marked with a red circle and the letter 'A'. To the right, a sidebar lists "Other related databases for Company information" including tools like "Company Query Tool", "Multiple Company Comparison Tool", and "Credit Rating Tracker". The main content area shows a list of companies under the "India" category, including Bharat Petroleum Corpn. Ltd., I C I Bank Ltd., Oil & Natural Gas Corpn. Ltd., Reliance Industries Ltd., and State Bank of India.

- A** For quick access to your favorite company profiles, click on MyCompanies link, and access them later at MyCompanies tab, on the company page.

Featured Publications by Content

-  Find a range of local & international publications, listed alphabetically & categorised by publication types, such as Analysis/ Research, Company Profiles, Other Company Information, Financial Statements etc.



Country

India

Search

Advanced Search

Go

TAKE A LOOK AT OUR CEIC & EMIS INDUSTRY TIME SERIES
NOW AVAILABLE ON EMIS (INDIA, SEA, VIETNAM)**Analysis/Research**

- Anagram Company Reports
- Anand Rathi - Company Reports
- Angel Broking - Company Reports
- Angel Broking - IPO Report
- Asit Mehta Company IPO Report
- Asit Mehta Company Reports
- BuddeComm Telecom Company Profiles
- Datamonitor Company Profiles
- Dolat Capital Company Reports
- Dolat Capital IPO Note
- Edelweiss Capital Company Reports
- Emkay Company Reports
- Enam Company Research
- Espicom Generics Companies Analysis
- Espicom Medical Device Companies Analysis
- Espicom Pharmaceutical Companies Analysis
- Fitch - Asia - Pacific Monthly
- Four-S Services Company Report
- Grant Thornton - Private Equity Outlook
- HDFC Company Analysis
- ICICI Direct - Company Reports
- ICICI Direct - IPO Flash
- IDBI Capital Company Reports
- IDFC-SSKI Company Reports
- India Infoline Analyst Meets
- India Infoline Company Quartiles
- India Infoline Company Reports
- India Infoline IPO
- India Infoline Mergers and Acquisitions
- Indsec Securities Company Reports
- Investsmart Company Reports
- Kany Company Research
- Khandwala Quarterly Earning Estimates
- Khandwala Company Reports
- KRC Company Reports
- KRC- Between The Lines
- LKP Earnings Guide
- Mira Inform - Unlisted & Listed Cos Credit Reports
- Man Financials - Company Reports
- Network Company Reports
- Network IPO
- Prabhudas Liladher Company Reports
- Prime Securities Company Reports
- Reliance Money Company Updates
- Reliance Money IPO Note
- Religare Company Report
- SBICAP Securities Limited - Company Reports
- SKP Company Calls
- SKP Gainz
- SKP Result Updates
- Thomson Reuters - Investext
- UTI Company Reports
- Way2Wealth - Company Analyst Meet
- Way2Wealth - Company Investment Idea
- Way2Wealth - Company Reports
- Way2Wealth - Company Result Analysis
- Way2Wealth - IPO Analysis

Company Profiles

- IMTMA - Profiles of Member Companies
- SEBI Offer Documents

Other Company Information

- Business Standard Top Companies
- Credit Rating Tracker
- Tender Information

Financial Statements

- Accord Fintech - Listed & Unlisted Company Database

Other related databases for Company information

- Accord Fintech - Listed & Unlisted Co
- Company Query Tool
- Multiple Company Comparison Tool
- Financial Parameters Comparison Tool
- Religare Technova (AsianCERC) - Listed Company Database
- Religare Technova (AsianCERC) Corporate Actions
- Sansco Listed Co. Annual Reports
- Mira Inform - Unlisted & Listed Cos Credit Reports
- ProjectsToday Database
- Sansco Unlisted Co. Annual Report
- Credit Rating Tracker
- Tenders & Projects Information

**OXFORD
ECONOMICS**

ISI invites you to visit latest
economic analysis from
Oxford Economic Forecasting
on www.securities.com

RECENTLY VISITED PROFILES

Shariah Capital LLC (United States)
Country: IFIS

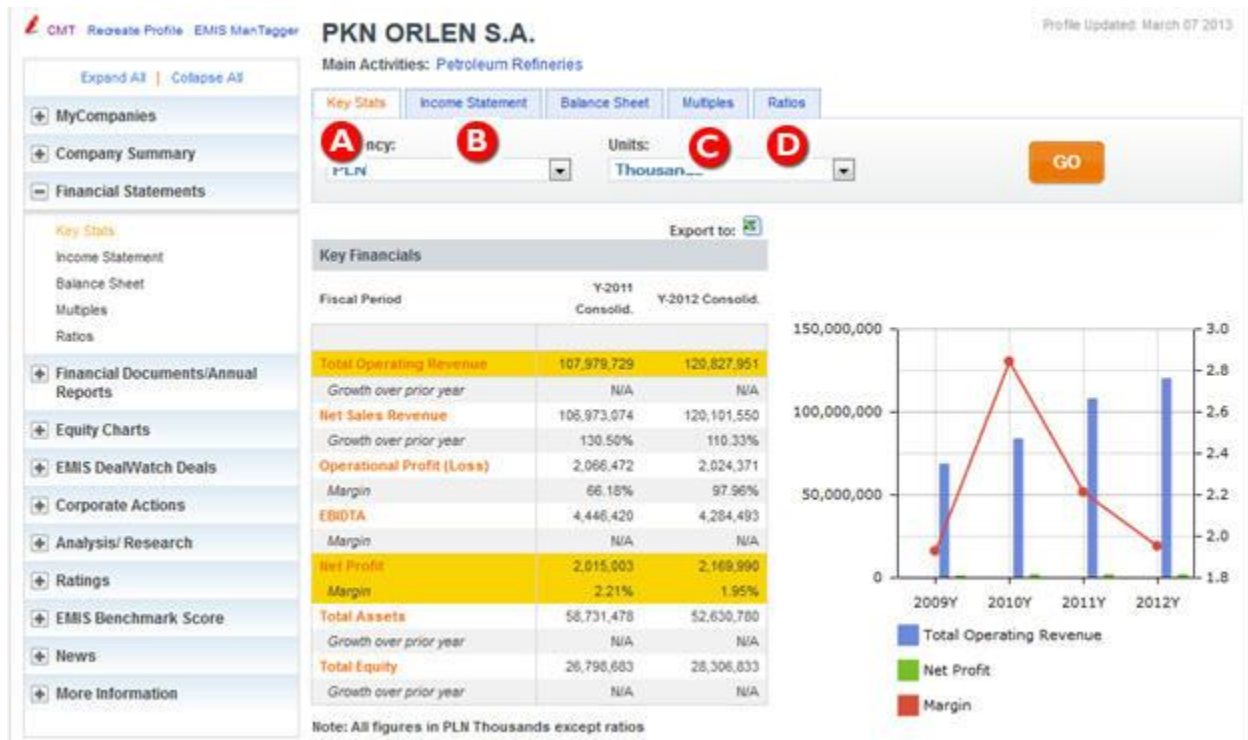
Corporacion Nacional del Cobre de Chile
Country: Chile

Indian Oil Corpn. Ltd.
Country: India

Bharat Petroleum Corpn. Ltd.
Country: India

Reliance Industries Ltd.
Country: India

Accessing Financial Statements



- A** **Key Stats:** based on the type of company . bank, insurance or non-financial company . you can view key financial indicators for the latest four periods available.
- B** **Income Statement:** Complete financials are available under Income Statement, Balance Sheet, Cash Flow or Additional Indicators statements.
- C** **Multiples:** you can evaluate a company by using a set of maximum 15 multiples dedicated for listed companies (availability of multiples depends on local financial data).
- D** **Ratios:** you can analyze a company by using more than 70 grouped in 14 categories (availability of ratios depends of local financial data).

The Industry Page

MyISI EMAIL ALERTS LOGOUT | MyAccount | Securities.com | Contact Support | User Guide | Internal

EMIS
EMERGING MARKETS INFORMATION SERVICE
A PRODUCT OF ISI EMERGING MARKETS

Country: India

Search Advanced Search Go

Home News Companies Industries Macro Economics Financial Markets Research Sources

Industry Profiles (A)
Latest Industry News (B)
Analysis/Research: Industry (C)
Featured Industry Publications (D)

Top Industries (E) By Sector (F) By Industry (G) MyIndustries (H)

- Telecommunications
- Utilities
- Primary Metal Manufacturing
- Petroleum and Coal Products Manufacturing
- Pharmaceutical and Medicine Manufacturing
- Finance and Insurance
- Chemical Manufacturing
- Nonmetallic Mineral Product Manufacturing
- Agriculture, Forestry, Fishing and Hunting
- Textile Product Mills

RECENTLY VISITED PROFILES (I)
Utilities
Country: India
Telecommunications
Country: India

Note: To see all industries please click on "By Sector" or "By Industry"

Copyright © 2008, 2009 Internet Securities, Inc. (trading as ISI Emerging Markets); all rights reserved.
A Euromoney Institutional Investor company.

MyAccount | Securities.com | Contact Support
Any redistribution of this information is strictly prohibited.

A Industry Profiles: provides you with detailed economic and financial characteristics as well as trends for the selected industry.

B Latest Industry News: Access relevant and latest news about featured industries for each market. The coverage may vary from product to product.

C Analysis/Research: Industry: View latest industry analysis and research reports from various global & local sources.

D Featured Industry Publications: Click on specific publication to view latest reports published by that publication company.

E Top Industries: This section displays the

F By sector: Get quick access to industries by the sector they are in.

G By Industry: Search for any particular industry within the listing provided under this tab.

H MyIndustries: To get quick access to any industry of your preference, click on "MyIndustry" link and access it later at "MyISI" tab.

I Recently Visited Profiles: Get quick access to the profiles you visited recently, through the displayed links of the last 5 visited industry profiles, under this tab.

leading industries of the economy based on net sales revenue generated.

Access Industry Statistics on Industry profile pages that now show both CEIC Industry Statistics and EMIS Industry Statistics , displayed in a Tree format, Industry statistics tagged to 4th level NAICS . (currently available for Asia).

Industry Profiles

Telecommunications

News **A**

January 12, 2009

- [Bharti biggest in 5 circles - DNA Money \[2 pages\]](#)
- [Bharti biggest in 5 circles - DNA Money \[2 pages\]](#)
- [Falling Short On Security - Business Line \[4 pages\]](#)
- [Your Mobile Number For Keeps - Business Line \[2 pages\]](#)
- [Back Page - Adding stealth - Financial Exp \[3 pages\]](#)

[View next 50 documents »](#)

Research **B**

January 6, 2009

- 
- 

January 5, 2009

- 
- 

January 3, 2009

- 

[View next 50 documents »](#)

Statistics **C**

Sales

- [Industry Figures - 2008-01-01 - Echina Member Dir](#)

No. of Subscribers

- [No. of Subscribers: Cellular: B Circle - Monthly - CEIC](#)
- [No of Subscribers: Mobile: By Providers - Quarterly - CEIC](#)
- [No. of Subscribers: Cellular: Metros - Monthly - CEIC](#)
- [View All CEIC Documents »](#)
- [Cellular Statistics - 2008-10-10 - COAI - Cellular Statistic](#)
- [Cellular Statistics - 2008-10-01 - COAI - Cellular Statistic](#)
- [Cellular Statistics - 2008-09-01 - COAI - Cellular Statistic](#)
- [View All EMIS Documents »](#)

No. of Telephone Lines

- [No of Telephone Lines: Urban - Annual - CEIC](#)
- [No of Telephone Lines: BSNL - Annual - CEIC](#)
- [No of Telephone Lines: Rural - Annual - CEIC](#)
- [View All CEIC Documents »](#)

Teledensity

- [Tele Density - Quarterly - CEIC](#)
- [Tele Density: Rural - Annual - CEIC](#)
- [Tele Density - Annual - CEIC](#)
- [View All CEIC Documents »](#)

Operational Statistics

- [Short Message Services per Subscriber: Mobile - Quarterly - CEIC](#)



ISI invites you to visit latest economic analysis from Oxford Economic Forecasting on www.securities.com

Top Companies **D**

Bharti Airtel Ltd.
 G T L Infrastructure Ltd.
 H F C L Infotel Ltd.
 Hathway Bhawani Cabletel & Datacom Ltd.
 I O L Netcom Ltd.
 Idea Cellular Ltd.
 Mahanagar Telephone Nigam Ltd.
 Reliance Communications Ltd.
 Spice Communications Ltd.
 Tata Communications Ltd.

[All Companies »](#)

NAICS Industry Definition **E**

Industries in the Telecommunications subsector group establishments that provide telecommunications and the services related to that activity (e.g., telephony, including Voice over Internet Protocol (VoIP); cable and satellite television distribution services; Internet access; telecommunications reselling services). The Telecommunications subsector is primarily engaged in operating, and/or providing access to facilities for the transmission of voice, data, text, sound, and video. Transmission facilities may be based on a single technology or a combination of technologies. Establishments in the Telecommunications subsector are grouped into four

[See full NAICS description »](#)

Industry Analytical Commentary **F**

December 23, 2008

- 
- 
- 
- 
- 

A News: Access most important news stories put together by our content editors and updated several times a day.

B Research: View latest comprehensive analysis and research reports from various global & local sources that keeps you abreast of the latest industry developments and trends.

C Statistics: View or download, latest company statistical data of your preference, in an excel spreadsheet format.

D Top Companies: This newly added section displays top 10 companies of the industry.

E NAICS Industry Definition: This section defines industry types & specifies industries under a particular sector, in accordance with the NAICS Industry definition.

F Industry Analytical Commentary: Find latest industry reports & analysis from leading global & local sources that provide you with an overview of industry developments.

G Sub Industries: Access news, research, statistics, top companies and NAICS Industry Definition of all the related sub- industries.

H Related Publications: Displays list of publications, including magazines, reports, analysis, dailies & other Publications that contain latest stories or articles related to industry you are searching for.

I Find an Industry: Search for an industry using a wide range of keywords, related to the industry you are looking for. This search is available in English or the local language.

Macroeconomic Information

The screenshot shows the EMIS website interface. At the top, there are navigation links: MyISI, EMAIL ALERTS, LOGOUT, MyAccount, Securities.com, Contact Support, User Guide, and Internal. The EMIS logo is prominently displayed. Below the logo, there are navigation tabs: Home, News, Companies, Industries, Macroeconomics (highlighted), Financial Markets, Research, and Sources. The Macroeconomics tab is expanded, showing sub-sections: Key Indicators (A), Consensus Forecast (B), Indicator Definitions (C), Macroeconomic Indicators (D), Analysis/ Research: Economic (E), and Featured Macroeconomic Publications (F). A search bar and a 'Go' button are visible. Below the navigation, there are options to 'Export' or 'View' data. A dropdown menu for 'Select Indicators' is set to 'Key Indicators'. The main content area displays two tables: 'India: Demographic and Labour Market' and 'India: Monetary', both showing data from 2001 to 2009.

India: Demographic and Labour Market									
Indicator Name	Unit	2001	2002	2003	2004	2005	2006	2007	2008
Population	Person mn	1029	1046	1062	1079	1096	1114	1131	1148
Employment	Person th	27790	27160	27000	26440	26460	26990	N/A	N/A
Employment: Private: Private Sector	Person th	8650	8430	8420	8250	8450	8810	N/A	N/A
Employment: Public: Public Sector	Person th	19140	18730	18580	18200	18010	18190	N/A	N/A

India: Monetary									
Indicator Name	Unit	2001	2002	2003	2004	2005	2006	2007	2008
Foreign Reserve: Annual	INR mn	1972040	2640360	3614700	4901290	6191160	6763870	8682220	12379650

A Key Indicators: Find key selected indicators, with their respective graphical charts and indicator properties.

B Consensus Forecast: Economic indicators from international economists Consensus Forecasts compiled by Internet Securities.

C Indicators Definitions: View basic definitions of various indicators.

D Macroeconomic Indicators: Provides you with overall aspects of an economy, such as income, output, and the interrelationship among diverse economic sectors, allowing the analysis of economic performance and forecasts.

E Analysis/ Research: Economic: View latest analysis and research reports from various leading global & local sources.

F Featured Macroeconomic Publications: Click on specific publication to view & access its latest reports.


G Export Table to Excel or Word format: Allows you to download the table, data, graphics, etc. into Excel and Word format. Also, allows conversion of data to PDF format.

- Now access a **Mouse over** facility to view **Graph** and **Indicator Properties** like Source Name, Last & Last Observation, Update date etc.

- You can now track Publications from this category by adding to MyPublications. Select and add publications in the MyPublications folder which can be viewed on your custom MyISI page.

Financial Markets Information

MyISI EMAIL ALERTS
LOGOUT | MyAccount | Securities.com | Contact Support | User Guide | Internal



EMIS
EMERGING MARKETS INFORMATION SERVICE
A PRODUCT OF ISI EMERGING MARKETS

Country

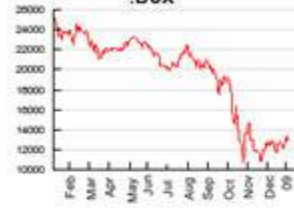
Search [Advanced Search](#)

Home
News
Companies
Industries
Macroeconomics
Financial Markets
Research
Sources
Tenders

Market Indices

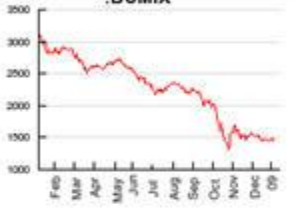
Symbol Lookup

.BUX



Market Data Provided By Thomson Reuters

.BUMIX



Market Data Provided By Thomson Reuters

Security	Name	Last Trade	Change	52-week Range
BUMIX	BUMIX	1,471.01 January 8, 2009	1.0600 0.07%	1,306.77 - 3,152.83
BUX	BUDAPEST SE INDEX	13,004.96 January 8, 2009	28.17 0.22%	10,751.23 - 26,111.36
DMX	DMX INDEX	9.9400 December 23, 2008	-0.5000 -4.79%	7.3900 - 11.40
RAX	RAX INDEX	992.00 January 9, 2009	-23.54 -2.32%	880.38 - 2,568.31

Sub Indices

Security	Name	Last Trade	Change	52-week Range
CETOP20	CETOP20	1,563.67 January 9, 2009	-40.81 -2.54%	1,370.06 - 3,120.88
HUBONDUR	HUBONDFIX	4.1903 January 9, 2009	-0.0746 -1.75%	4.0409 - 4.4194
HUBONDHOLD	HUBONDFIX	2,525.60 January 9, 2009	51.40 2.08%	2,447.30 - 3,499.10
HUMAXBILL	HJ MAX BILL INDX	368.07 January 9, 2009	-0.1160 -0.03%	337.69 - 368.24
HUMAXCOMP	MAX COMP INDX	343.94 January 9, 2009	-1.6287 -0.47%	312.56 - 351.38

Most Active Volume

Symbol	Name	Close	Volume
MTEL.BU	MAGYAR TELEKOM NyRt.	543.00	3,256,505
OTPB.BU	OTP Bank Pl.	2,839.00	2,911,495
PHPH.BU	PHYLAXIA 1912. Holding NyRt	11.00	454,253
MOLB.BU	MOL NyRt.	10,240.00	280,672
HOMU.BU	Humel NyRt.	25.00	230,886
VKHJ.BU	ECONet NyRt.	70.00	93,601

Market Indices

Analysis/ Research: Financial Markets


Featured Financial Market Publications

Instrument Types

- Thomson Reuters Equity Quotes
- Thomson Reuters Index Quote

Market Summary

- Buds-Cash - Napi Jelentés
- Cashline Értékpapír - Cash Point
- CIB - Reggeli értékpapír- és devizapiaci hírek
- Concorde - Napi Hírlévi
- OTP Bank Napi Jelentés
- Guæstor-Napi Hírlévelek
- Raiffeisen Bank - Napi jelentés
- Takarékbank - Napi jelentés
- CIB Bank - Daily Briefing for CEE Countries
- KBC Securities - Daily Report
- SG - Daily Technicals
- Takarékbank - Hungarian Morning Note



ISI invites you to visit latest economic analysis from **Oxford Economic Forecasting** on www.securities.com

Thomson Reuters Currency Rates

EUR/USD	1.3440	-2.09%	Jan 9
HUF/USD	206.87	3.55%	Jan 9
HUF/EUR*	278.03	1.39%	Jan 9

* Data Calculated from Thomson Reuters Local Currency/USD and EUR/USD rates

Advances & Declines

Advances	9 (29%)
Declines	18 (58%)
Unchanged	4 (12%)
Up Vol	64739
Down Vol	7356341
Unch. Vol	119971
New Hi's	1
New Low's	1

A Market Indices: View end of the day market information, from key stock markets of the country.

B Featured Financial Market publications: View latest financial market reports published by leading publication companies.

C Symbol lookup: View charts and figures of various securities by entering stock market symbols. For more search options, click "Symbol Lookup" link.

D Charts: View stock market charts with 3 months, 1 year and maximum available history.

E Instrument Types: View details of share market indices, common type stocks etc., under this section.

F Market Summary: Provides a quick overview of financial market of the country.

G Currency rates: View details of the country's currency rates.

H Advances and Declines: Advances and Declines: View the "Advances" and "Declines" for the previous day's trading.

I Analysis/Research: Financial Markets: Obtain quick access to latest research reports & valuable, in-depth financial, macro, industry & company intelligence.

Research Information

MyISI EMAIL ALERTS LOGOUT | MyAccount | Securities.com | Contact Support | User Guide | Internal

EMIS
EMERGING MARKETS INFORMATION SERVICE
A PRODUCT OF ISI EMERGING MARKETS

Country: Hungary Search **Advanced Search**

Home News Companies Industries Macroeconomics Financial Markets **Research** Sources Tenders

Analysis/Research **D**
Featured Research Publications **A**

Research

Search: Search Titles Only Premium Reports (additional charges apply)

Next

Research Reports **B**

- 09-Jan-09 2009-01-09
Source: SG - Daily Technicals | 4 pages, 238Kb | [View as HTML](#)
- 09-Jan-09 2009-01-08
Source: SG - Daily Technicals | 4 pages | [View as HTML](#)
- 09-Jan-09 Banca Intesa - Weekly Economic Monitor
Source: Weekly Economic Monitor | 20 pages, 280Kb | [View as HTML](#)
- 09-Jan-09 Fixed Income and Foreign Exchange - CEE Insights
Source: Erste Bank - CEE Insights | 15 pages | [View as HTML](#)
- 08-Jan-09 Nylon Chain Report 2008 - Benzene - Trends In Benzene Demand Supply
Source: YNFX - Global Textile Industry Reports | 5 pages, 275Kb | [View as HTML](#)
- 08-Jan-09 Nylon Chain Report 2008 - Benzene - Product Description
Source: YNFX - Global Textile Industry Reports | | [View as HTML](#)
- 08-Jan-09 Nylon Chain Report 2008 - Caprolactum - Trends In Caprolactum Demand Supply
Source: YNFX - Global Textile Industry Reports | 19 pages, 624Kb | [View as HTML](#)
- 08-Jan-09 2009-01-08
Source: SG - Daily Technicals | 4 pages, 241Kb | [View as HTML](#)
- 08-Jan-09 Nylon Chain Report 2008 - Nylon - International Trade
Source: YNFX - Global Textile Industry Reports | 22 pages, 983Kb | [View as HTML](#)
- 08-Jan-09 Nylon Chain Report 2008 - Nylon - Product Description
Source: YNFX - Global Textile Industry Reports | 5 pages | [View as HTML](#)
- 08-Jan-09 Nylon Chain Report 2008 - Nylon - Process, Technology or Feedstock
Source: YNFX - Global Textile Industry Reports | 4 pages | [View as HTML](#)
- 08-Jan-09 Nylon Chain Report 2008 - Nylon - Recent Developments
Source: YNFX - Global Textile Industry Reports | | [View as HTML](#)
- 08-Jan-09 Nylon Chain Report 2008 - Executive Summary
Source: YNFX - Global Textile Industry Reports | | [View as HTML](#)

Use Ctrl+click to select more than one choice.

C

FILTER BY:

Languages

ALL
English
Hungarian

Publication Types

ALL
Analysis/ Research
Ratings Analysis
Analytical Commentary
News Analysis

Topic

ALL
Company
Industry
Financial Markets
Economic

Companies

ALL
AAA Auto Group N.V.
AEGON Magyarország Általános Biztosító Zrt.
ARAGO Befektetési Holding Rt.
AUCHAN Mo. Kereskedelmi és Szolgáltató Kft.

Industries

ALL
Accommodation and Food Services
Administrative and Support and Waste Manager
Agriculture, Forestry, Fishing and Hunting
Air Transportation

NAICS by Alphabet | NAICS by Sector

Publication

ALL
Mira Inform - Unlisted & Listed Cos Credit Repo
4CAST - Emerging Markets Weekly
4CAST - FX & Money Markets
7Sigma Kft. - Trend

A Featured Research Publications: Displays key research publications covering the local market. You can add these publications to "MySources" folder which can be viewed on your custom "MyISI" page. Coverage may vary from country to country.

B Research reports: Find latest research reports from the best local and global research firms, brokerage houses and analysts. Some reports are in PDF format, you may need to download Adobe Acrobat.

C Get Reports: Filter your search for any particular report using the criteria provided on the "Filter by" section, and click on "Get Reports" to retrieve reports based on your query.

D Analysis/Research: View the latest analysis and reports from various global & local sources. You can also search for specific reports using the search filter.

- Now access& select multiple reports, by using Ctrl+click.

- You can now track sources from this category, by adding to MySources. Select and add publications in the MySources folder, which can be viewed on your custom MyISI page

The Sources Page


 Country
 India

 Search Advanced Search
 Go

Home News Companies Industries Macroeconomics Financial Markets Research Sources

- A All Categories
- B Top Featured Publications
- C Recently Updated Publications

Sources

 Publication Search: Go

Publications By Provider: Select a Provider

Sort By: Category/Frequency | Publication Name | Release Date

India Publications

Newswires / News Agencies

BBC Monitoring

BBC Monitoring, part of the British Broadcasting Corporation (BBC), monitors international media to provide a distinctive service of political and economic news.
 London, Continuously, English

e-Eighteen Newswire

Newswire from desk of CNBC, covering Corporate, Industry, Economy, Financial Market, Business, Politics & Current Affairs
 Mumbai, Continuously, English

Press Trust of India - News

The Press Trust of India is India's biggest daily Newswire covering National, Business & International news.
 Mumbai, Continuously, English

United News of India

It provides the top news stories of national as well as international coverage including news of economy, business and many more.
 New Delhi, Continuously, English

Asia Pulse

Articles covering several countries in Asia including news of approximately 50 industries.
 Singapore, Daily, English

NDTV News

India's first and largest private producer of news, current affairs and entertainment television.
 New Delhi, Daily, English

Petroleum Bazaar - PetroMag

PetroMag contains National & International News, International Crude oil and product price, position of petroleum and LPG tankers at all the major ports in India, Prices of petroleum products at metros & BSE sensex of all the major oil companies in India.
 Mumbai, Daily, English

ABN Newswire

ABN Newswire is news product of "Asia Business News Pty Ltd". ABN Newswire provides Asian full-text corporate press releases submitted on a daily, real-time basis from offices in Tokyo and Sydney. The company's name used to be "Asia Corporate News Networ"
 Tokyo, When Published, English

NDTV Profit

Provides business news covering the action from the BSE and the NSE along with the latest business deals.
 New Delhi, When Published, English

PR Newswire

News from PR Newswire.
 New York, When Published, English

Newspapers

Asia News International

A leading Multimedia News Agency from South Asia providing Business, Economy, National news from India and Overseas.
 New Delhi, Daily, English

Asia Times Online

Asia Times Online reports and examines geopolitical, political, economic and business issues with an Asian

Publications by Source

- All Categories
- Newswires / News Agencies
- Newspapers
- Magazines
- Clippings Agencies
- Internet publications / Online Newsgroups
- Banks / Brokerage Houses
- Rating Companies / Agencies
- Chambers / Associations
- Government Institutions
- Central Banks
- Consultancies / Market Research Companies
- Stock Exchanges
- Information Aggregators

Publications by Type of Content

- All Categories
- News
- News Analysis
- Commentary / Opinion
- Corporate Actions
- Interviews
- Newsletters
- Press Releases
- Analysis/ Research
- Financial Statements
- Company Annual Reports
- Ratings
- Ratings Analysis
- Ratings News
- Ratings Press Releases
- Industry Statistics and Indicators
- Company Profiles
- Other Company Information
- Analytical Commentary
- Legislation
- Macro Indicators and Monetary Data
- Rankings
- Market, Prices and Quotes
- Survey/Polls
- Content only available through Intellifind

- A All Categories:** View the entire list of publications or view it categorized by types of publication such as News, News Analysis, Commentary / Opinion, Corporate Actions, Interviews, Newsletters, Press Releases, Analysis/ Research, Financial Statements etc.
- B Top Featured Publications:** Lists all key publications in terms of popularity.
- C Recently Updated Publications:** View the list of the recently updated publications.
- D Publication Search:** Search for a specific publication by entering the name or a part of the name.
- E Publications by providers:** Select providers from the dropdown, to view the list of all their publications.
- F Publications By Source:** Access publications sorted by various categories, such as news agencies, government, academic institutions etc.
- G Publications By Type:** This section lists publications from news agencies, research firms, academic institutes, governments etc. By clicking on specific publication, you can view their latest publications.
- H Archived and Beta Publications:** Click here to access issues that have been discontinued or are in Beta/testing phase.

- You can now track Publications from this category by adding them to MyPublications.
- Select and add publications in the “MyPublications” folder to view them on your custom MyISI page.

MyISI

The screenshot displays the MyISI user interface. At the top, there is a navigation bar with 'MyISI EMAIL ALERTS' on the left and 'LOGOUT | MyAccount | Securities.com | Contact Support | User Guide | Internal' on the right. Below this is the EMIS logo and a 'Country' dropdown menu set to 'India'. A search bar labeled 'Advanced Search' is also present. The main navigation menu includes 'Home', 'News', 'Companies', 'Industries', 'Macroeconomics', 'Financial Markets', 'Research', and 'Sources'. Below the navigation menu are several tabs labeled 'A' through 'G', corresponding to 'MyContent', 'MyNewsstand', 'MyPublicationAlerts', 'MyFinancialAlerts', 'MyClippings', 'MyProjects', and 'MyAccount'. The user's profile is identified as 'Profile 1'. The dashboard is divided into three main sections: 'AgriWatch-Cotton Research - India', 'MyIndustries', and 'MyDocuments'. The 'AgriWatch' section shows a list of reports from January 7, 2009, to January 12, 2009. The 'MyIndustries' section shows a list of industries for India, including 'Utilities'. The 'MyCompanies' section shows a list of companies for India, including 'Bharat Petroleum Corp. Ltd.', 'I C I C I Bank Ltd.', 'Oil & Natural Gas Corp. Ltd.', 'Reliance Industries Ltd.', and 'State Bank of India'. A tooltip with a green arrow points to a 'Click and drag to move this box' instruction, indicating a drag-and-drop feature. The footer contains copyright information for 2008 and 2009, and a disclaimer about the information being strictly prohibited for redistribution.

MyISI is a powerful way to create your ISI Emerging Markets Portfolio. You will be able to:

- Add various documents, articles, publications, companies, searches, and industries of your interest to MyISI Emerging Market Services portfolio.
- View all information added to My ISI on MyISI page.
- Remove contents from MyISI.
- Customize the lay out of your categories and view your page according to your preference, using the new drag-and-drop feature.

A MyContent: Define and place publications, searches, documents, companies and industries at one customized profile page. Customize the look and placement of the content by ‘dragging and dropping’ boxes.

.
If you have set up multiple profiles, you can move content from one profile to another, using the new ‘drag and drop’ feature.

B MyNewsstand: Select publications of your preference to appear on your Country homepage, at MyNewstand. Just select your desired sources and assign a priority using the drop down boxes, and they will appear in the order you specify on the respective Country Home Page. *

C MyPublications Alerts: Select the publications you wish to view at MyNewstand, on your Country homepage. Just select your desired sources and assign a priority using the drop down boxes, and they will appear in the order you specify on the respective Country Home Page. *

Remove: You can also remove sources from your list and select your viewing options.

D MyFinancialAlerts: Set up an alert to advise you when a new financial statement is available on EMIS, using the MyFinancialAlerts feature. You can create an alert for any company straight from a company’s Profile page, and manage your alerts in the MyFinancialAlerts section.

E MyClippings: Store articles or documents in a ‘Clippings folders, and send ‘clippings’ to your colleagues. You can add any article to your clipping folder, by clicking on the appropriate link, on any news item. *

F MyProjects: Manage access to the ISI service using project codes. Use this page to allocate expenses and assign data use to particular projects.

G MyAccount: Allows you to select a default start page when you log in into the EMIS service. You can also, select the language for the interface, or set the default language for content. For example, if only speak and read English, you can specify that the service displays only English language material.

H Advanced Search: Search for a specific term/article in your publications.

* Please feel free to contact your customer service representative if you need more information or support.

The Search Bar



A The search bar is available in all tabs of EMIS. The search is done in the full database, so as the result you are likely to see articles, researches, companies and a lot more.

Search Filters

Whenever you click in the search field, a Mega Menu will appear with several filters you can use to make your search more precise.



The search filters the Mega Menu are:

A View:

- You can select here any publication date for which you want to see items in the search. The default is Last 12 Months.

B Search All Text, Search Title Only, Title and Abstract Only:

- This is a radio button search. You might choose here in which part of the item's text you want to search. The default is search all text, which means that your keywords can appear in any part of the item.

C Document Format:

- This is a multi-selection dropdown. Here you can select what kind of document formats should be displayed among the results. Please note that your choice might also result in no results from several content types. E.g. we do not have company profiles in pdf format. This is also valid for some other dropdowns like Sources or Topic. By default everything is unselected meaning that you will search in all items regardless of its format.

D Regions and Countries:

- This is a multi-selection dropdown allowing you to search in all countries of your subscription. By default the country of the current product is selected, but you might add or remove any countries or regions you want.

E Language:

- Here you might select the language(s) of the items you search for. The default is the language of the countries selected (e.g. in case of Russia and Brazil you will see English, Russian and Portuguese languages), but you might remove any of these languages.

F Industries

- You will see items tagged to the industries of your choice. By default nothing is selected.

G Publication Types:

- Here you can select what kind of items you want to see: News, Statistics, Press Releases etc. By default you will see all kind of publications.

H Sources:

- Based on your selections, you will see items in results from the sources you are interested in. Like Banks/Brokerage Houses if you are interested in Stock Exchanges or Central Banks if you are interested in the monetary policy of the country. By default you will see items from all sources.

I Topic:

- Here you might select Topics you are interested in like Economy, Market Forecast, M&A Deals and many more. By default everything is unselected

J Save this Search:

- If you select this checkbox, after pressing the search button you will be allowed to save your search for further usage.

The screenshot shows a search interface with a search box containing the text 'motor'. Below the search box, there are two main sections: 'COMPANIES' and 'INDUSTRIES'. The 'COMPANIES' section lists several companies: Commercial Motors Ltd., Tata Motors Ltd., Daewoo Motors India Ltd., Sharda Motor Inds. Ltd., Marikar Motors Limited, Force Motors Ltd., TVS Motor Company Ltd., Eicher Motors Ltd., Hindustan Motors Ltd., and Himatsingka Motor Works Ltd. The 'INDUSTRIES' section lists: Heavy and Civil Engineering Construction, Highway, Street, and Bridge Construction, and Automotive and Transportation Equipment. On the left side, there is a 'Filter Results' panel with options for 'View: Last 12 Months', 'Specify Date Range', 'Search All Text', 'Search Title Only', and 'Title and Abstract Only'. There is also a 'Document Format' section with a 'Select' button. On the right side, there is a 'Save This Search' checkbox and a 'SEARCH' button. The interface also includes a 'Select All' button and a 'View Selected Article' button at the bottom.

- **K** When you will type a keyword in the search box, you will get automatic Company, Industry and Topic suggestions. If you click on one of them, you will be navigated directly to that page instead of the search results. E.g. Tata Motors. company profile in case you started typing motor.

Boolean Search Operators and Search Functionalities

Both within the search bar and in the .Refine Search. view in the results page, you are allowed to use Boolean operators. These are:

Operators	Examples
AND	Using AND means that you want all keywords with AND between them within the search results. So, if you search for telecom AND industry AND growth you will get hits containing all 3 words. Please note that AND is the default Boolean operator we use (except in Chinese language, where OR is the default), so if you do not add any other operators between keywords, we consider that you want to see all keywords in the results. If you type telecom industry for instance, it is equivalent to telecom AND industry.
OR	telecom OR industry This search will retrieve articles that contain either the word telecom or industry or both.
NOT	telecom NOT industry This search will retrieve articles that contain the word telecom, but not industry.
NEAR	internet nearN banking (where N is an integer) This search will retrieve articles that contain Internet within N words (or less) of the keyword Banking. Note: The N is optional; if omitted, the number 10 is assumed. Values must be 1 or more.
Parentheses ()	Use parentheses () to separate search operators. Take for instance, a search such as the following: (PE OR "private equity") AND ITES This search will retrieve articles containing any of the words (phrases) in within the parentheses, and the word ITES.
*	bank* This will retrieve articles containing words derived from bank: bank, banks, banking, banker, etc. It can be used only at the end of words.
?	The ? operator will substitute for any character . Use ? to search for words which can be spelled in different ways. For example: if you search for organi?ation, the search will retrieve results containing either organisation or organization.
%, \$, £, ¥, ., +	These special characters are considered in search, so if you will search for \$100, your search results will not contain words without "\$".
Stemming	When you are doing a single language search, we enable stemming. Stemming means that we find your keyword.s root form and we will search for all

	keywords with the similar root. For example: If you search for manufacturing, you will get results with the following keywords: manufacturing, manufacture, manufacturer, manufacturers etc. If you want to turn off stemming, put your keywords into quotation marks. Stemming is by default turned off in the following languages: Turkish, Hungarian
--	---

Please note that if you use any Boolean items in search, those are always treated as Boolean operators and not as keywords unless you put them into quotation marks. E.g. if you search for has not confirmed, you will get results containing has, but not confirmed. If you search for .has not confirmed., you will get articles containing the exact phrase has not confirmed.

The Search Results Page

The screenshot shows the EMIS search results page for the keyword 'telecom' in Hungary. The page is divided into a left sidebar with filters and a main content area with search results.

Header: MyISI EMAIL ALERTS, Country: Hungary, User: aneyesi, Change Language, Securities.com, Support, LOGOUT

Navigation: Home, News, Companies, DealWatch, Industries, Macroeconomics, Financial Markets, Research, Sources, Tenders

Filter Results (Left Sidebar):

- View: Last 12 Months
- Specify Date Range: [icon]
- Search All Text (selected), Search Title Only, Title and Abstract Only
- Show Abstract (checked), Show Similar Articles
- Regions and Countries: Hungary (3425)
- Language: English (2431), Hungarian (1018)
- Publication Types: Select options
- Industry: Select options
- Sources: Select options
- Topic: Select options
- Publications: Select options (Create List)
- Document Format: Select options
- Results per Page: 25

SEARCH RESULTS (Main Content):

Refine Search: telecom [SEARCH]


+ Keyword View Options [icon] Keyword Translation | Search Tips

ALL (3425) Companies (23) Documents (3390) Industries (1) DealWatch Deals (4) DealWatch News (7)

Select All View Selected Articles Sort by: Relevance | Date 1 2 3 4 Next

Search Results List:

- Hucom Telecom Kft.**
Country: Hungary | Industry: Wireless Telecommunications Carriers (except Satellite) | Quick Preview + Add to MyItems
- Eurosys Telecom Kft.**
Country: Hungary | Industry: Management, Scientific, and Technical Consulting Services | Quick Preview + Add to MyItems
- Dual Telecom Kft.**
Country: Hungary | Industry: Internet Publishing and Broadcasting and Web Search Portals | Quick Preview + Add to MyItems
- Telecom Informatikai Kft.**
Country: Hungary | Industry: Retail Trade | Quick Preview + Add to MyItems
- Rework Telecom Kft.**
Country: Hungary | Quick Preview + Add to MyItems
- Serman Telecom Kft.**
Country: Hungary | Quick Preview + Add to MyItems
- Bird Telecom Kft.**
Country: Hungary | Industry: Wireless Telecommunications Carriers (except Satellite) | Quick Preview + Add to MyItems
- Procomp Telecom Kft.**
Country: Hungary | Industry: Wholesale Trade | Quick Preview + Add to MyItems

 Once you push the search button in the Search Bar, you will be navigated to the Search Results Page. Here in the left pane you see all the filters you have selected in the Mega Menu. In the Refine Search box you see the keywords you searched for. Below the Refine Search Box you see the search results sorted by relevance.

The Filters in the Left Pane

The screenshot displays the EMIS (Emerging Markets Information Service) search results page. The left pane, labeled 'Filter Results', contains various filters: 'View' (Last 12 Months), 'Specify Date Range', search options (All Text, Title Only), checkboxes for 'Show Abstract' (checked) and 'Show Similar Articles', 'Regions and Countries' (Hungary, 3425), 'Language' (English, 2431; Hungarian, 1018), 'Publication Types', 'Industry', 'Sources', 'Topic', 'Publications', 'Document Format', and 'Results per Page' (25). The main search results area shows 'SEARCH RESULTS' for the keyword 'telecom' in Hungary. It lists several companies with their details, including 'Hucom Telecom Kft.', 'Eurosys Telecom Kft.', 'Dual Telecom Kft.', 'Telecom Informatikai Kft.', 'Rework Telecom Kft.', 'Serman Telecom Kft.', 'Bird Telecom Kft.', and 'Procomp Telecom Kft.'. Each result includes a 'Quick Preview' and 'Add to MyItems' button. The page also features a navigation bar with categories like Home, News, Companies, DealWatch, Industries, Macroeconomics, Financial Markets, Research, Sources, and Tenders.

A In the left pane you have all filters as in the Mega Menu and in addition to those you have the following options:

B Show Abstract:

- If this checkbox is selected, the abstract of the articles are displayed in search results. If you prefer a more compact view, unselect it.
- By default the checkbox is selected.

C Show Similar Articles:

- In the press articles of news agencies, PR agencies etc. are published by several sources. In order to keep your search results clean, we only display those articles once. If you would still like to see them from all sources, select this checkbox.
- By default this option is unselected

D Publications

- Here you might select from which kinds of publications would you like to see results. You might choose them one by one or you might also create your own lists of publications by using the .Create List. option. Please note that lists can contain publications only from the same country and you can't combine them with other lists or individual publications.
- By default no publications are selected.

E Results per Page

- You might select how much number of results you would like to see per page. Options are 25, 50, 100. Please not that selecting a larger number might slow down search engine performance.
- By default 25 is selected.

F Facets

- For each search option we show you how many number of results would you have for the selected filter. E.g. if you search for keyword telecom in Brazil and India, you receive 29,521 results. In the left pane you see that 11,090 of the results were assigned to Brazil and 18,476 to India.

Whenever you change something in the left pane, you do not need to press the search button again. Refreshing of results is done automatically.

The Refine Search Box

Refine Search:

[+ Keyword View Options](#) [Keyword Translation](#) | [Search Tips](#)

A The Refine Search Box contains the keywords you searched for. You might change them here. The changes are represented in the results only after you press the Search button.

B [Hide Keyword View Options](#)

Exact phrase: <input type="text"/>	All of these words: <input type="text"/>	<input type="button" value="SEARCH"/>
At least one of these words: <input type="text"/>	None of these words: <input type="text"/>	

B Below the Refine Search Box you see the Keyword View Options. If you do not like to use Boolean operators, we suggest you to use this option. If you choose this, your current keyword selections will be lost, but all selections in the left pane will be kept. Here you will have the option to add keywords in the following form:

The Results

The screenshot displays a search results interface. At the top, there are navigation tabs: ALL (31229), Companies (286), Documents (30762), Industries (1), Statistics (6), DealWatch Deals (42), and DealWatch News (132). Below these, a filter bar shows 'TEXT9232: News (26276)' selected, with sub-filters for ALL Press Releases (52), News (26276) Ratings (782), Analysis/ Research (3298), and Corporate Actions (105). A control bar includes 'Select All', 'View Selected Articles', 'TEXT9234', 'Sort by: Relevance | Date', and a pagination indicator '1 2 3 4'. Three article snippets are listed, each with a title, date, source, page count, and a brief description. The first article is 'Roaming pain' from Business Today, dated April 14 2013, discussing a dispute between the Centre and telecom operators. The second is 'Trying to untangle wires' from Business Today, dated April 14 2013, mentioning Sunny Sen Telenor's experience in India. The third is 'Getting back its brilliance' from Business Today, dated April 14 2013, discussing Goutam Das Tejas Networks. Each snippet includes a magnifying glass icon, the text 'TEXT9237', a 'View Context' link, and an 'Add to MyItems' button.

A The results of your search are grouped by types in tabs.

- By default you will see all results in the .All. tab.
- You may navigate between these tabs if you want to see specific results like Companies, Documents etc.
- Only tabs with search results are displayed. If there are no results for statistics, the Statistics Tab is not displayed.

B As many of these types have sub-types as well, you have an additional level of navigation. For instance in the Documents Tab you might choose to display only News or Analysis/Research etc.

C You might select multiple non-pdf article results and view them or add to RefWorks them at once.

D Results can be sorted by relevance (default), date and other parameters depending on the tab selected.

E You might add any results item to MyDocuments, MyCompanies etc. by pressing the add to MyItems hyperlink.

F DealWatch results are shown in DealWatch News and DealWatch Deal Tab for DealWatch subscribers.