



CMIE Industry Outlook

Database Guide

Learning Centre
Indian Institute of Management Indore



Introduction



- Industry Outlook helps you anticipate trends in 207 industries. Expected creation of new capacities, projected financial performance, price movements of commodities, demand-supply balances or gaps in the future – these are some of the indicators that Industry Outlook provides information on.
- Industry Outlook is particularly useful in understanding the current and expected trends in the economic environment that your industry operates in. These are your suppliers' industries, your customers' industries or your competing industries.



सिद्धिमूलं प्रबन्धनम्
भा. प्र. सं. इन्दौर
IIM INDORE

Registration

- A single one-time registration works across all CMIE services.

[Alert](#) | [Home](#) | [My Profile](#) | [Feedback](#) | [Seek Clarifications](#) | [FAQs](#) | [Login](#) Welcome, ip-based-user-5f0350f30e526 [in](#) [tw](#)



CapEx Tracking the Creation of New Capacities
From Intentions through Implementation and Completion.

[Query](#) | [Outstanding Aggregates](#) | [Flow of Investments](#) | [User Sets](#) | [Knowledge Base](#) | [Investment Trends](#) Subscription till: 06 Jan 2021

Select projects by
Geography x Size x Sector Matrix
[Outstanding projects \(24,140\)](#)
[New projects in last 120 days \(212\)](#) | [90 days \(138\)](#) | [30 days \(49\)](#)

Query projects database
Select projects by
[Industry Group](#) [Cost](#)
[Project Industry](#) [Products](#)
[Ownership](#) [Events](#)
[Associates](#) [Status & Type](#)
[States/Districts](#) [Area of Interest](#)

Select projects by
 Promoter Name
 Co-promoter
 Associate
Project Name
Site Location

03 Jul 2020 10:51 AM, [Tidings](#)
ArcelorMittal Group to invest Rs.200 billion on capacity expansion and infrastructure in Gujarat
Ongoing investment of Rs.50 billion to increase Essar Steel plant capacity

02 Jul 2020 06:10 PM, [Tidings](#)
EAC defers proposal of WCL's Yekona Combined OC project for grant of EC
55th EAC meeting held on 25 May 2020

02 Jul 2020 02:43 PM, [Tidings](#)
KIIFB approves 3 projects worth Rs. 619.2 mln in Dharmadam

30 Jun 2020 02:14 PM, [Tidings](#)
Microsoft India to set up

Tidings
04 Jul 2020 12:11 PM
SECI invites bids for setting up floating solar power plant in Himachal Pradesh

29 Jun 2020 10:02 AM
IR completes 200 delayed projects during lockdown

27 Jun 2020 11:34 AM
Andhra Pradesh govt to sign MoU with Amul by 15 July

27 Jun 2020 10:46 AM
IRs to offer 5 million sq ft commercial space under redevelopment plan of four stations

25 Jun 2020 10:07 AM
Construction work on Bhopal Metro rail project resumes [more..](#)

Registration

- Click on register tab and then fill the details. Use Institutional email id for registration.




CMIE **CapEx** Tracking the Creation of New Capacities
From Intentions through Implementation and Completion.

Query | Outstanding Aggregates | Flow of Investments | User Sets | Knowledge Base | Investment Trends Subscription till: 06 Jan 2021

Note: If you are already registered with CMIE, then you may use the same username and password to login.

Login

Username
Password
[Forgot Password](#)



Home

Registration

- Register to access all CMIE services.
- A single one-time registration works across all services.

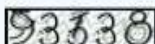
Username * [Username can only contain a-z, 0-9 and _ (underscore)]

Email *

Confirm Email *

Title *

Name *

Word Verification * 


[Please enter the number you see in the picture above.]

Optional Details

* (mandatory field)

Industry Information

- Various types such as analysis, overview, annual/quarterly financials, stock returns, CapEx, demand & supply, surveys and forecast of the desired industry.



Historical time-series and forecasts
209 industries covering all industrial and services sectors

[Alert](#) | [Home](#) | [My Profile](#) | [Feedback](#) | [Seek Clarifications](#) | [FAQs](#) | [Logout](#) | Welcome, gaurib

Report Sets | Report Search | Indicator Sets | Indicator Search | Indicator Download | Excel Add-In | Mail Alerts

Subscription till: 06 Jan 2021

[Analysis](#) | **[Overview](#)** | [Annual Financials](#) | [Quarterly Financials](#) | [Stock Returns](#) | [CapEx](#) | [Demand & Supply](#) | [Surveys](#) | [Forecast](#)

All industries

- [-] Non-financial
 - [-] Manufacturing
 - [+] Food & agro-based products
 - [+] Textiles
 - [+] Chemicals & chemical products
 - [+] Consumer goods
 - [+] Construction materials
 - [+] Metals & metal products
 - [+] Machinery
 - [+] Transport equipment
 - [+] Miscellaneous manufacturing
 - [+] Diversified manufacturing
 - [-] Mining
 - [+] Coal & lignite
 - [+] Crude oil & natural gas
 - [+] Minerals
 - [-] Electricity
 - [+] Electricity generation
 - [+] Electricity transmission & distribution
 - [-] Services (other than financial)
 - [+] Hotels & tourism
 - [+] Wholesale & retail trading
 - [+] Transport services
 - [+] Communication services
 - [+] Information technology

12 May 2020 01:00 PM
Chintamani Athalye

The worst hit industries

Prospects of turnaround distant

The lockdown imposed by the government to contain the spread of Covid19 hits the transport sector by definition. As a result, all industries associated with transport are hit automatically. But, the impact across the transport eco-system is staggered and graded.

Overview : All industries


Sales Growth : % chg




Qtly Sales Growth : % chg



Project Announcement : Rs. million



NFA : % chg



Qtly PAT Growth : % chg




Project Commissioning : Rs. million



Debt Equity Ratio



Qtly PBDIT Margin : %






Index of Industrial Production : Base



Basic Search

- The search dialog is available on the home page of the website. The search can be filtered by industries.

Alert | Home | My Profile | Feedback | Seek Clarifications | FAQs | Logout | Welcome, gaurib  



Industry Outlook

Historical time-series and forecasts
209 industries covering all industrial and services sectors

Subscription till: 06 Jan 2021

Report Sets | Report Search | Indicator Sets | Indicator Search | Indicator Download | Excel Add-In | Mail Alerts

All industries



- [-] Non-financial
 - [-] Manufacturing
 - [-] Food & agro-based products
 - [-] Textiles
 - [-] Chemicals & chemical products
 - [-] Consumer goods
 - [-] Construction materials
 - [-] Metals & metal products
 - [-] Machinery
 - [-] Transport equipment
 - [-] Miscellaneous manufacturing
 - [-] Diversified manufacturing
 - [-] Mining
 - [-] Coal & lignite
 - [-] Crude oil & natural gas
 - [-] Minerals
 - [-] Electricity
 - [-] Services (other than financial)
 - [-] Construction & real estate
- [-] Financial services
 - [-] Banking services
 - [-] Investment services
 - [-] Real estate investment trust
 - [-] Other investment services
 - [-] Asset financing services
 - [-] Auto finance services
 - [-] Housing finance services
 - [-] Infrastructure finance services
 - [-] Other asset financing services
 - [-] Other fund based financial services
 - [-] Fee based financial services
 - [-] Securities broking
 - [-] Asset management services (mutual funds)
 - [-] Other fee based financial services
 - [-] Other financial services
 - [-] Diversified financial services
- [-] Irrigation
- [-] Diversified


All industries	Frequency	
Investment Trends : Key Indicators		
Investments Outstanding	Annual	Quarterly
Investments Dropped	Annual	Quarterly
Investment Trends : Key Indicators by States		
New Investments	Annual	Quarterly
Investments Completed	Annual	Quarterly
Investments Dropped	Annual	Quarterly
Investments Outstanding	Annual	Quarterly
Investment Trends : Key Indicators by Ownership Groups		
New Investments	Annual	Quarterly
Investments Completed	Annual	Quarterly
Investments Dropped	Annual	Quarterly
Investments Outstanding	Annual	Quarterly
Maps		
Distributions of Projects		Outstanding
Scheduled Completion of Projects		Outstanding



Other Search options

- Search can be done for industries, reports and different indicators. These search results can be filtered and downloaded.

[Alert](#) | [Home](#) | [My Profile](#) | [Feedback](#) | [Seek Clarifications](#) | [FAQs](#) | [Logout](#) | Welcome, gaurib  



Historical time-series and forecasts
209 industries covering all industrial and services sectors

[Report Sets](#) | [Report Search](#) | [Indicator Sets](#) | [Indicator Search](#) | [Indicator Download](#) | [Excel Add-In](#) | [Mail Alerts](#)

Subscription till: 06 Jan 2021

	Analysis	Overview	Annual Financials	Quarterly Financials	Stock Returns	CapEx	Demand & Supply	Surveys	Forecast	
<p>All industries</p> <ul style="list-style-type: none"> [-] Non-financial [-] Manufacturing <ul style="list-style-type: none"> [-] Food & agro-based products [-] Textiles [-] Chemicals & chemical products 	All industries				Frequency					
Sectoral index performance										
	Risk & Return Indicators				Annual	Quarterly	Monthly	Weekly	Daily	
	Market Capitalisation, Liquidity & Valuation Ratios				Annual	Quarterly	Monthly	Weekly	Daily	



Search Filter

- The report and the indicator search can be filtered using industries and the various tabs like stock returns, CapEx, survey, forecast, etc.

Filter Search on

Industries

- All industries
- Non-financial
 - Manufacturing
 - Mining
 - Electricity
 - Services (other than financial)
 - Construction & real estate
- Financial services
 - Banking services
 - Investment services
 - Asset financing services
 - Other fund based financial services
 - Fee based financial services
 - Other financial services
 - Diversified financial services
- Irrigation
- Diversified

Tab

- Stock Returns
- CapEx
- Demand & Supply
- Operational Indicators
- Surveys
- Forecast



Excel Add-In

- Introduction
- Installation process
 - Steps to Install
 - Switching Calculation Option
- Using CMIE function to download data in a cell
 - Obtaining Value
 - Obtaining Unit
 - Obtaining Description
 - Obtaining Source Date
- Using CMIE schemes to download data
 - Scheme I
 - Scheme II
 - Scheme III
- Count of Hits
 - Count of Hits in using functions
 - Count of Hits in using Schemes
- Import Indicator Sets into Excel Add-in

Excel Add-In

CMIE provides Excel add-in facility to download data from the CMIE website directly into your excel files.

To use this facility, you need to download an '.xlam' file and install it in MS Excel on your PC.

Please '[click here](#)' to download the '.xlam' file.

Please '[click here](#)' to understand how to install the file in your MS Excel.

Once you have downloaded and installed the add-in, you are ready to download CMIE data directly into your Excel spread sheets.

Please '[click here](#)' to understand how to download data in a cell using CMIE's 'ded()' function.

Please '[click here](#)' to understand how to download data into your Excel sheet using standard CMIE syntaxes.

Using the Add-in

There are two ways in which you can download CMIE data directly into your Excel sheet. One way is by using a function in a cell, just like the usual Excel functions of '=sum()' or '=average()'. The other way is by using fixed CMIE syntax in a few cells and using a hotkey.

For downloading data using the Excel Add-in, the numeric codes of indicators are used. English names of indicators cannot be used to download.

To obtain the codes of indicators, you need to go to the 'Indicators Search' tab on the menu bar and click on the "[Full list of indicators](#)" link. It will download a zip file. The zip file contains a .txt file which has the full list of indicators with their english names and their corresponding codes.

In case you are already viewing a tabulation of indicators, then on the left side of the page just below the menu bar you will see a link with the words 'Indicators in this report'. If you click on this link, it will show a list of the indicators in that tabulation with the indicator code in brackets just next to the indicator name. You can obtain the indicator code from this page too.

These indicator codes need to be used while using the Excel Add-in to download information.



Mail Alert

- Mail alerts are available to the registered users. The alert about specific industry and the specific information like insight, overview etc can be received.

Report Sets | Report Search | Indicator Sets | Indicator Search | Indicator Download | Excel Add-In | **Mail Alerts** | Subscription till: 06 Jan 2021

Search

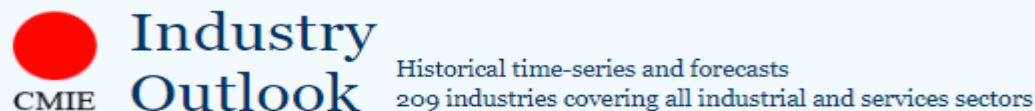
Click on the check box to select the industries of your interest. You will receive an email alert whenever tidings/analytical report is released by CMIE on those industries.

Industry	Tidings	Insights	Outlook	Overview
All industries	<input type="checkbox"/>	<input type="checkbox"/>	<input type="checkbox"/>	<input type="checkbox"/>
Non-financial	<input type="checkbox"/>	<input type="checkbox"/>	<input type="checkbox"/>	<input type="checkbox"/>
Manufacturing	<input type="checkbox"/>	<input type="checkbox"/>	<input type="checkbox"/>	<input type="checkbox"/>
Food & agro-based products	<input type="checkbox"/>	<input type="checkbox"/>	<input type="checkbox"/>	<input type="checkbox"/>
Food products	<input type="checkbox"/>	<input type="checkbox"/>	<input type="checkbox"/>	<input type="checkbox"/>
Dairy products	<input type="checkbox"/>	<input type="checkbox"/>	<input type="checkbox"/>	<input type="checkbox"/>
Tea	<input type="checkbox"/>	<input type="checkbox"/>	<input type="checkbox"/>	<input type="checkbox"/>
Coffee	<input type="checkbox"/>	<input type="checkbox"/>	<input type="checkbox"/>	<input type="checkbox"/>
Sugar	<input type="checkbox"/>	<input type="checkbox"/>	<input type="checkbox"/>	<input type="checkbox"/>
Vegetable oils & products	<input type="checkbox"/>	<input type="checkbox"/>	<input type="checkbox"/>	<input type="checkbox"/>
Beer & alcohol	<input type="checkbox"/>	<input type="checkbox"/>	<input type="checkbox"/>	<input type="checkbox"/>
Other food products	<input type="checkbox"/>	<input type="checkbox"/>	<input type="checkbox"/>	<input type="checkbox"/>
Cocoa products & confectionery	<input type="checkbox"/>	<input type="checkbox"/>	<input type="checkbox"/>	<input type="checkbox"/>
Bakery products	<input type="checkbox"/>	<input type="checkbox"/>	<input type="checkbox"/>	<input type="checkbox"/>
Processed foods	<input type="checkbox"/>	<input type="checkbox"/>	<input type="checkbox"/>	<input type="checkbox"/>

Further Help

- CMIE provides further clarification to the users who have registered and login using the credentials.

[Alert](#) | [Home](#) | [My Profile](#) | [Feedback](#) | [Seek Clarifications](#) | [FAQs](#) | [Logout](#) | Welcome, gaurib [in](#) [twitter](#)



[Report Sets](#) | [Report Search](#) | [Indicator Sets](#) | [Indicator Search](#) | [Indicator Download](#) | [Excel Add-In](#) | [Mail Alerts](#)

Subscription till: 06 Jan 2021

[Seek Clarifications](#) | [Inbox](#) | [Draft](#) | [Sent](#) | [Closed](#) | [Search](#)

Gauri Bhagwat

Users may seek clarifications on the content and operations of Industry Outlook, using this interface.

Select the most appropriate subject from the options below. CMIE will answer all specific questions. Open-ended ones may not be answered. To see the clarifications re-visit this section and click on Inbox. New responses if any, are indicated by the number in brackets.

Data availability in Industry Outlook

Use this option to enquire about the availability of any particular data in Industry Outlook. This is particularly used in seeking clarification regarding the availability of data for a particular report.

Clarification on data presented in Industry Outlook

Specify the Indicator(s) and the value(s) along with report name for which you need clarity and also specify what is the issue with the value(s) given in Industry Outlook.

Clarification on articles presented in Industry Outlook

Specify the Header along with link of the article for which you need clarity and also specify what is the issue with the article(s) given in Industry Outlook.

Clarification on operational issues

Here you can seek clarification on how the Industry Outlook website is operated. Specify the operation for which you seek clarification.

Other issues

If you have a question that cannot be classified in any of the above please use this option.



Thank You

Please write back at
library@iimidr.ac.in
for further help/clarification.

